

UNDERSTAND THE RISK OF CRIME ACROSS YOUR INDUSTRY

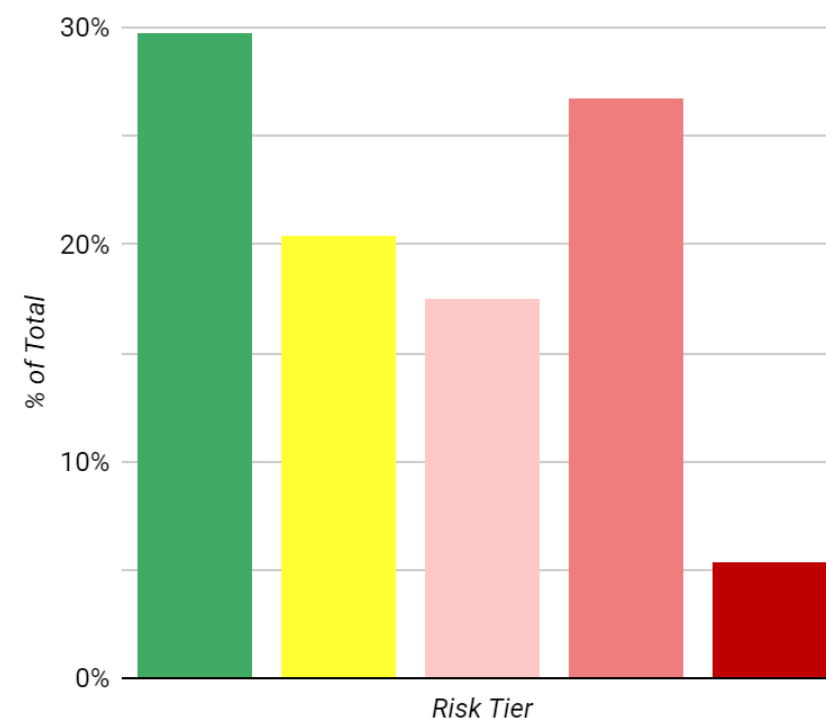
CAP Index's **CRIMECAST Industry Benchmark Analysis (CIBA)** for the **United States** allows you to make an objective comparison of the crime risk at your locations to the rest of your industry, or any industry. Each analysis looks at the CAP Score for all locations within the selected industry and provides a breakdown of locations by CAP risk category as well as the average score for the industry.

Use this information to visualize the crime risk profile for your industry and benchmark your locations against it.

- How many locations are in each CAP Risk Category?
- How do your locations compare to the industry's risk profile?
- What is the average CAP Score across your industry?

Combine this analysis with CAP Index® CRIMECAST Reports to make actionable security and business decisions related to risk exposure and mitigation.

Industry: Automated Teller Machines (... (1) ▾



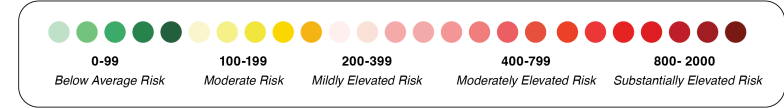
- 0-99: Below Average Risk
- 100-199: Moderate Risk
- 200-399: Mildly Elevated Risk
- 400-799: Moderately Elevated Risk
- 800-2000: Substantially Elevated Risk

MAX-1 SCORING METHODOLOGY



The following table and chart show the CAP Score risk distribution for the industry using the **MAX-1 Scoring Methodology** - an assessment using a maximum radius of **1 mile** or a population of **25,000 people** around each location.

Industry: Automated Teller Machines (... (1) ▾



DISTRIBUTION OF LOCATIONS BY CAP RISK CATEGORY:

*	BELOW AVERAGE RISK	MODERATE RISK	MILDLY ELEVATED RISK	MODERATELY ELEVATED RISK	SUBSTANTIALLY ELEVATED RISK
# of Locations	161,225	72,064	62,230	27,878	2,116
% of Total	49.5%	22.1%	19.1%	8.6%	0.7%

CAP SCORE RISK DISTRIBUTION FOR THE INDUSTRY:

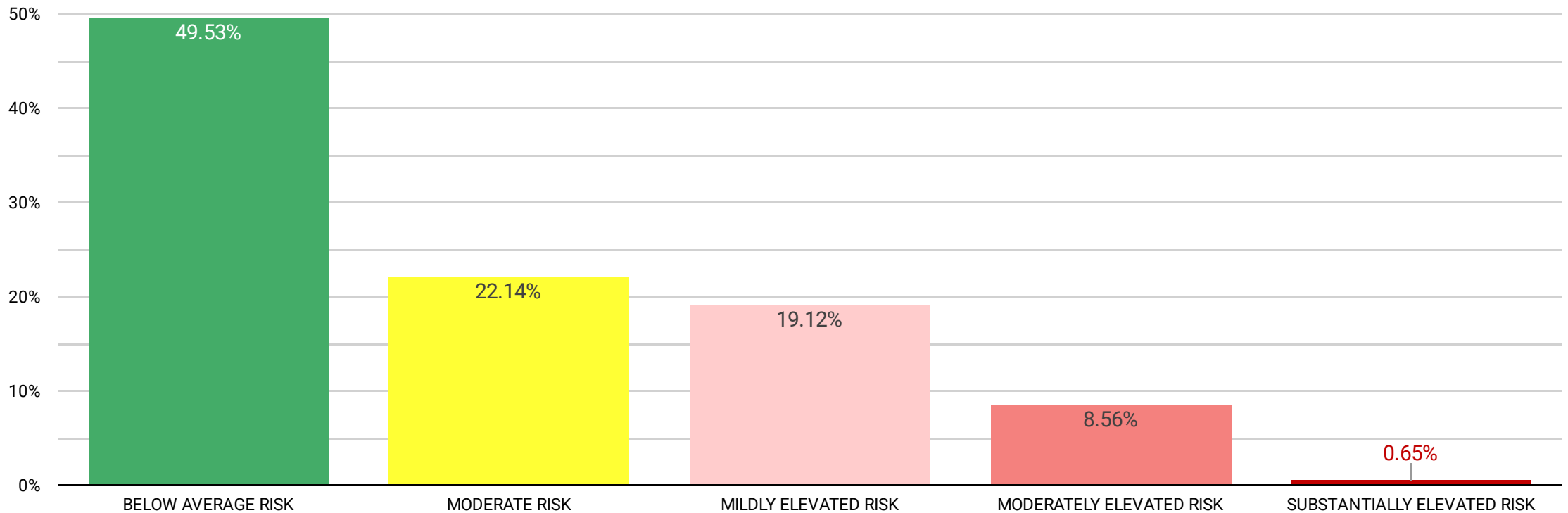
Total Locations Analyzed

325,513

Average Score of Industry

161

** Hover below to select optional metrics (count vs. %)

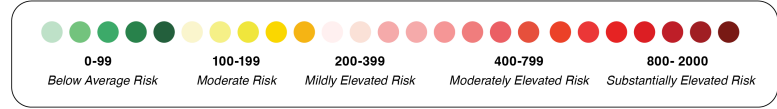


MAX-3 SCORING METHODOLOGY



The following table and chart show the CAP Score risk distribution for the industry using the **MAX-3 Scoring Methodology** - an assessment using a maximum radius of 3 miles or a population of 100,000 people around each location.

Industry: Automated Teller Machines (... (1) ▾



DISTRIBUTION OF LOCATIONS BY CAP RISK CATEGORY:

*	BELOW AVERAGE RISK	MODERATE RISK	MILDLY ELEVATED RISK	MODERATELY ELEVATED RISK	SUBSTANTIALLY ELEVATED RISK
# of Locations	121,894	81,264	83,965	35,929	2,461
% of Total	37.4%	25.0%	25.8%	11.0%	0.8%

CAP SCORE RISK DISTRIBUTION FOR THE INDUSTRY:

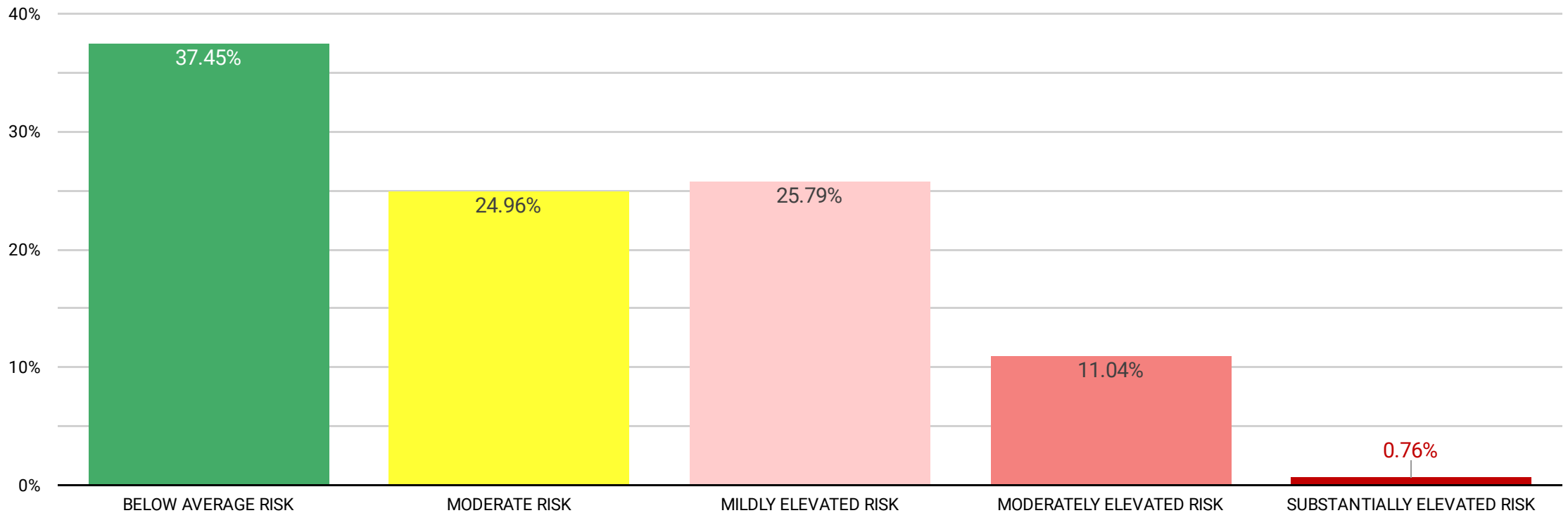
Total Locations Analyzed

325,513

Average Score of Industry

194

** Hover below to select optional metrics (count vs. %)

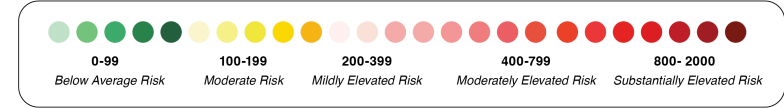


MAX-6 SCORING METHODOLOGY



The following table and chart show the CAP Score risk distribution for the industry using the **MAX-6 Scoring Methodology** - an assessment using a maximum radius of 6 miles or a population of 400,000 people around each location.

Industry: Automated Teller Machines (... (1) ▾



DISTRIBUTION OF LOCATIONS BY CAP RISK CATEGORY:

*	BELOW AVERAGE RISK	MODERATE RISK	MILDLY ELEVATED RISK	MODERATELY ELEVATED RISK	SUBSTANTIALLY ELEVATED RISK
# of Locations	89,583	79,723	110,011	44,678	1,518
% of Total	27.5%	24.5%	33.8%	13.7%	0.5%

CAP SCORE RISK DISTRIBUTION FOR THE INDUSTRY:

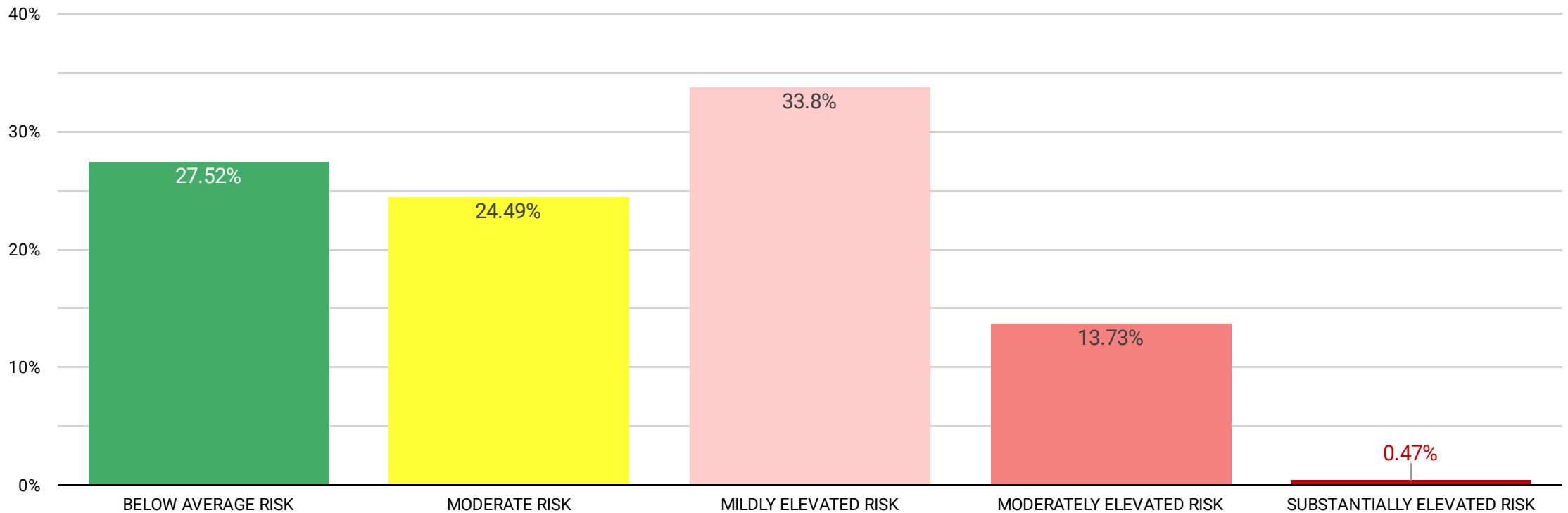
Total Locations Analyzed

325,513

Average Score of Industry

222

** Hover below to select optional metrics (count vs. %)



MAX-12 SCORING METHODOLOGY



The following table and chart show the CAP Score risk distribution for the industry using the **MAX-12 Scoring Methodology** - an assessment using a maximum radius of 12 miles or a population of 1,600,000 people around each location.

Industry: Automated Teller Machines (... (1) ▾



DISTRIBUTION OF LOCATIONS BY CAP RISK CATEGORY:

*	BELOW AVERAGE RISK	MODERATE RISK	MILDLY ELEVATED RISK	MODERATELY ELEVATED RISK	SUBSTANTIALLY ELEVATED RISK
# of Locations	43,784	52,336	116,978	106,625	5,790
% of Total	13.5%	16.1%	35.9%	32.8%	1.8%

CAP SCORE RISK DISTRIBUTION FOR THE INDUSTRY:

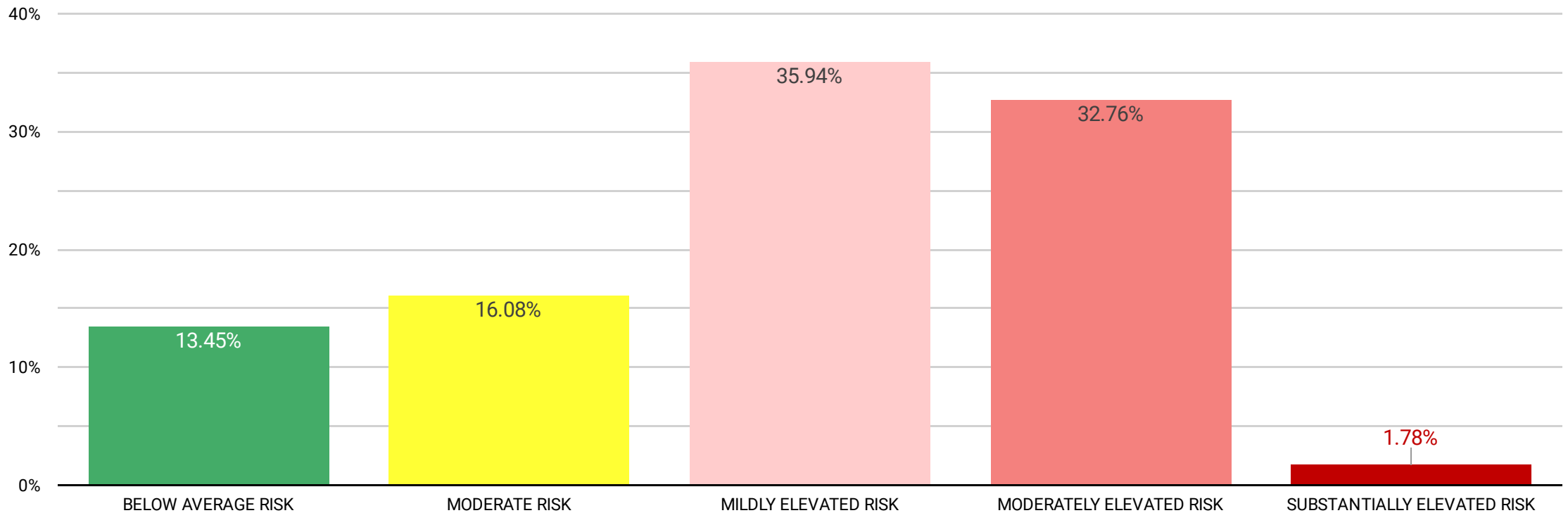
Total Locations Analyzed

325,513

Average Score of Industry

332

** Hover below to select optional metrics (count vs. %)



For questions regarding CAP Index, our products and services, or the applications of CRIMECAST Reports, please contact:



Website: www.CAPIndex.com

Email: askcap@capindex.com

DISCLAIMER: The locations within this CRIMECAST® Industry Benchmark Analysis are based on data collected from external sources. Although the data used is considered reliable, CAP Index is not able to vouch for the completeness or accuracy of the data. CAP Index, Inc. ("CAP") has used reasonable efforts to include accurate and complete information in this document, although CAP makes no representations or warranties that the information provided through this document is accurate, complete or current. CAP may make changes to the information in this document, at any time, without notice and make no commitment to update this information. The contents of this document are the property of CAP. You may print and download portions of material from the different areas of the document solely for your own non-commercial use. Any other copying, redistribution, retransmission or publication of any document material is strictly prohibited without the express written consent of CAP. By accepting this document, you agree not to change or delete any information included in the document. In no event shall CAP be liable for any special, indirect, or consequential damages or any damages whatsoever resulting from loss of use, data, or profits, whether in an action of contract, negligence, or other action, arising out of or in connection with the use or performance of documents, services, or information available from this document. The findings presented in this document are intended to provide a basis of understanding for the reader on the issues presented. The information is not to be construed or used as a substitute for specific legal advice and may not reflect an analysis of all relevant variables or the operational feasibility of the considerations presented. Individuals seeking legal advice for a particular problem or issue should obtain advice from an attorney of their choosing.