



GENERATED FOR: **CAP INDEX, INC.**

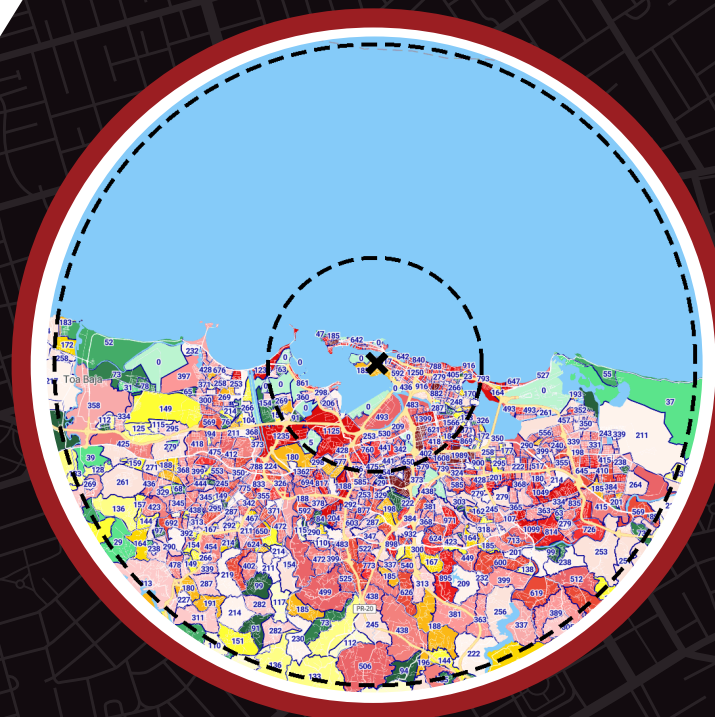
SITE NAME: **PR PREMIUM PLUS REPORT SAMPLE -  
PR CONVENTION CENTER - 2022**

ADDRESS: **100 CONVENTION BLVD  
SAN JUAN, PR 00907**

CREATION DATE: **FEBRUARY 14, 2024**

## CRIMECAST® PREMIUM PLUS REPORT

CRIMECAST® Reports indicate the likelihood of crime and loss occurring at any address in the United States, Canada, Mexico, and the United Kingdom. Each report includes CAP Scores designating the risk of crime as well as detailed maps depicting those risks within a defined radius around each location.



### 2023 CAP INDEX® SCORES

MAX-1: 732  
MAX-3: 940  
MAX-6: 1005  
MAX-12: 877



## REPORT COMPONENTS

### SCORING METHODOLOGY

This area indicates the scoring methodology being used. Reference the Appendix page for an explanation of the various methodologies.

### CAP SCORES

The **National CAP Index® Score** indicates the overall risk of crime at the address.

The report also includes eight specific CAP Scores pertaining to **Crimes Against Persons** and **Crimes Against Property**.

### CRIMECAST® MAPS

The **Site Map** shows the **Block Group Score** for each "neighborhood" surrounding a given location. The Site Map helps depict the potential origin of criminal activity occurring at the location.

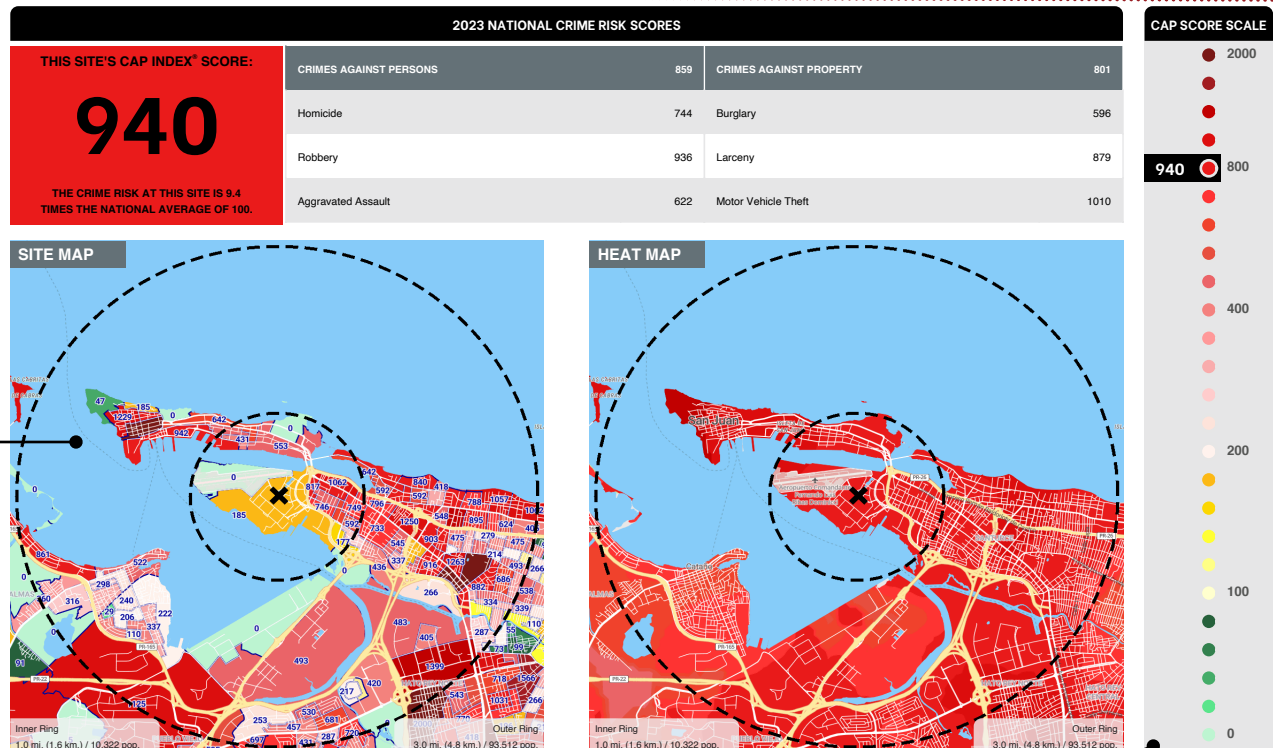
Every 10 years, the Census Bureau designates block groups in the United States. With the 2023 database release, the number of block groups increased from roughly 217,000 to over 239,000.

The CAP Index Scoring System assigns a numeric risk score and a corresponding risk shading to each block group.

### MAX-3 SUMMARY PAGE

**SITE NAME:** PR PREMIUM PLUS REPORT SAMPLE - PR CONVENTION CENTER - 2022

**ADDRESS:** 100 CONVENTION BLVD, SAN JUAN, PR 00907



### CAP SCORE SCALE

CAP Scores range from 0 to 2000, with 0 representing the lowest risk and 2000 the highest; 100 is average. A score of 600 is 6 times the National Average, and a score of 25 indicates a risk that is 1/4 of the National Average.

# MAX-1 SUMMARY PAGE

**SITE NAME:** PR PREMIUM PLUS REPORT SAMPLE - PR CONVENTION CENTER - 2022

**ADDRESS:** 100 CONVENTION BLVD, SAN JUAN, PR 00907



## 2023 NATIONAL CRIME RISK SCORES

THIS SITE'S CAP INDEX® SCORE:

**732**

THE CRIME RISK AT THIS SITE IS 7.32  
TIMES THE NATIONAL AVERAGE OF 100.

CRIMES AGAINST PERSONS

580

CRIMES AGAINST PROPERTY

534

Homicide

569

Burglary

269

Robbery

730

Larceny

663

Aggravated Assault

402

Motor Vehicle Theft

883

## CAP SCORE SCALE

2000

732

800

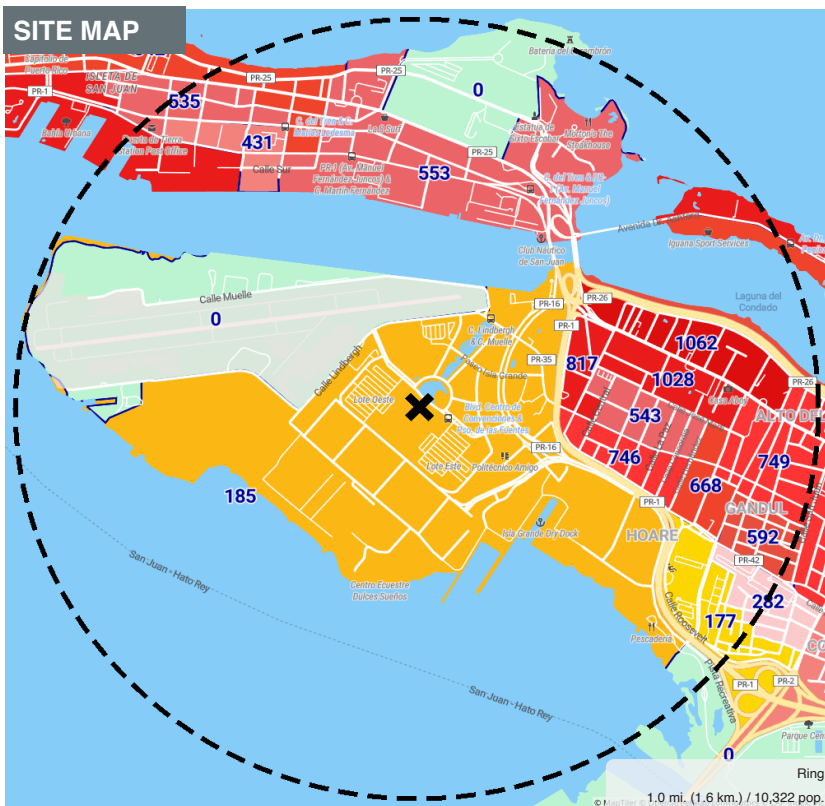
400

200

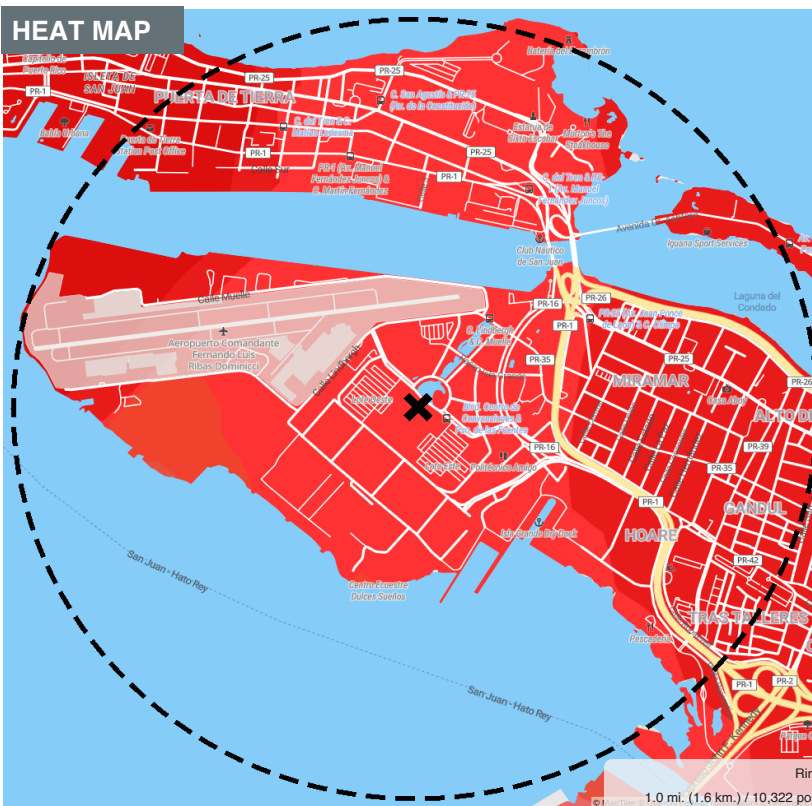
100

0

## SITE MAP



## HEAT MAP



Creation Date: February 14, 2024  
Database Year: 2023

CRIMECAST and CAP Index are registered trademarks of CAP Index, Inc. Please note terms and conditions as presented on <https://capindex.com/terms-conditions>. ©2024 CAP Index, Inc. All rights reserved.





# MAX-1 HEAT MAP

**SITE NAME:** PR PREMIUM PLUS REPORT SAMPLE - PR CONVENTION CENTER - 2022

**ADDRESS:** 100 CONVENTION BLVD, SAN JUAN, PR 00907



## 2023 NATIONAL CRIME RISK SCORES

THIS SITE'S CAP INDEX® SCORE:

**732**

THE CRIME RISK AT THIS SITE IS 7.32  
TIMES THE NATIONAL AVERAGE OF 100.

### CRIMES AGAINST PERSONS 580

Homicide 569

Robbery 730

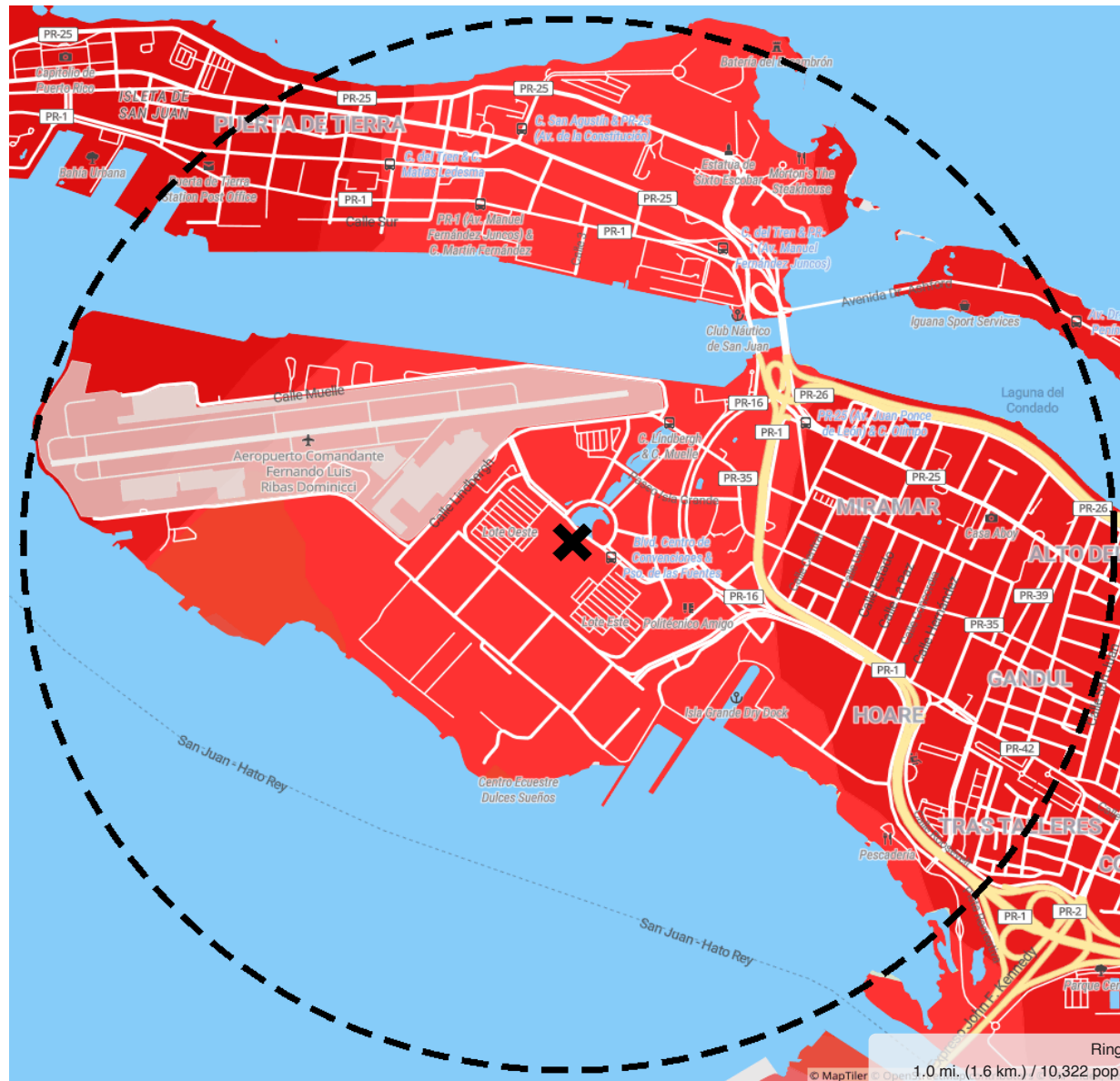
Aggravated Assault 402

### CRIMES AGAINST PROPERTY 534

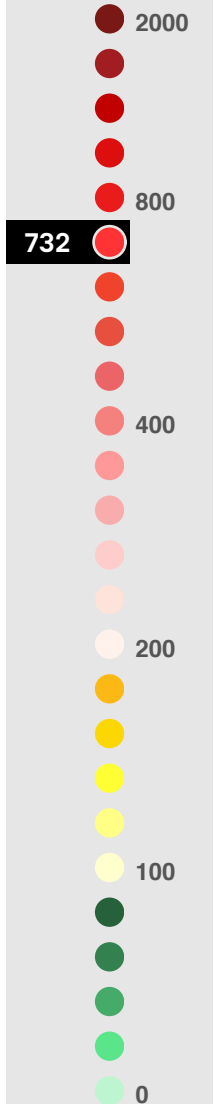
Burglary 269

Larceny 663

Motor Vehicle Theft 883



## CAP SCORE SCALE



Creation Date: February 14, 2024  
Database Year: 2023

CRIMECAST and CAP Index are registered trademarks of CAP Index, Inc. Please note terms and conditions as presented on <https://capindex.com/terms-conditions>. ©2024 CAP Index, Inc. All rights reserved.

# MAX-1 SCORE SUMMARY

**SITE NAME:** PR PREMIUM PLUS REPORT SAMPLE - PR CONVENTION CENTER - 2022

**ADDRESS:** 100 CONVENTION BLVD, SAN JUAN, PR 00907



The Score Summary includes a total of 81 risk scores - 9 for each of 3 geographic levels and 3 time periods. The National Scores provide the site's risk relative to US averages. State Scores are in comparison to the averages for each of the 50 states, the Commonwealth of Puerto Rico, and the District of Columbia, broken down by crime category. County Scores compare the site to the country averages. Past, Current, Projected risk scores are provided to allow for trending.

GEOGRAPHIC LEVEL	UNITED STATES			PUERTO RICO			SAN JUAN MUNICIPIO		
CRIME RISK SCORES	PAST 2010	CURRENT 2023	PROJECTED 2028	PAST 2010	CURRENT 2023	PROJECTED 2028	PAST 2010	CURRENT 2023	PROJECTED 2028
<b>CAP Index® Score</b>	<b>837</b>	<b>732</b>	<b>737</b>	<b>330</b>	<b>289</b>	<b>290</b>	<b>133</b>	<b>134</b>	<b>138</b>
<b>CRIMES AGAINST PERSONS</b>	<b>684</b>	<b>580</b>	<b>580</b>	<b>269</b>	<b>230</b>	<b>229</b>	<b>126</b>	<b>120</b>	<b>123</b>
Homicide	712	569	530	180	147	137	113	99	96
Robbery	844	730	735	348	301	302	136	137	141
Aggravated Assault	443	402	395	177	163	161	130	128	130
<b>CRIMES AGAINST PROPERTY</b>	<b>608</b>	<b>534</b>	<b>521</b>	<b>222</b>	<b>195</b>	<b>190</b>	<b>135</b>	<b>129</b>	<b>130</b>
Burglary	316	269	258	116	98	94	95	91	92
Larceny	753	663	649	278	243	237	157	145	146
Motor Vehicle Theft	923	883	874	343	330	325	144	152	154



**Creation Date:** February 14, 2024  
**Database Year:** 2023

CRIMECAST and CAP Index are registered trademarks of CAP Index, Inc. Please note terms and conditions as presented on <https://capindex.com/terms-conditions>. ©2024 CAP Index, Inc. All rights reserved.

# MAX-3 SUMMARY PAGE

**SITE NAME:** PR PREMIUM PLUS REPORT SAMPLE - PR CONVENTION CENTER - 2022

**ADDRESS:** 100 CONVENTION BLVD, SAN JUAN, PR 00907



## 2023 NATIONAL CRIME RISK SCORES

THIS SITE'S CAP INDEX® SCORE:

**940**

THE CRIME RISK AT THIS SITE IS 9.4  
TIMES THE NATIONAL AVERAGE OF 100.

CRIMES AGAINST PERSONS

859

CRIMES AGAINST PROPERTY

801

Homicide

744

Burglary

596

Robbery

936

Larceny

879

Aggravated Assault

622

Motor Vehicle Theft

1010

## CAP SCORE SCALE

2000

940 800

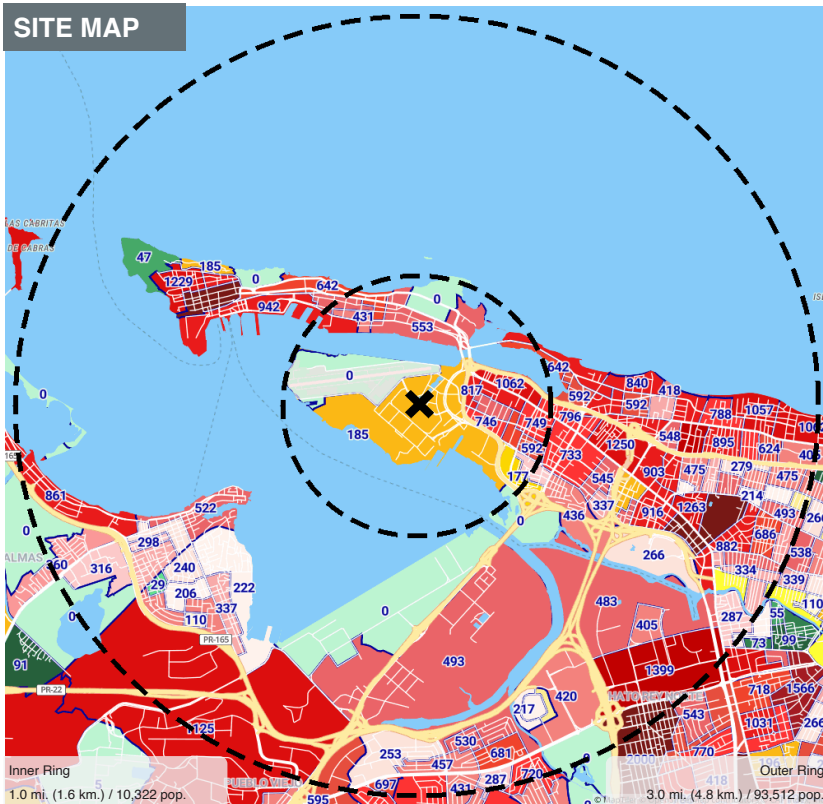
400

200

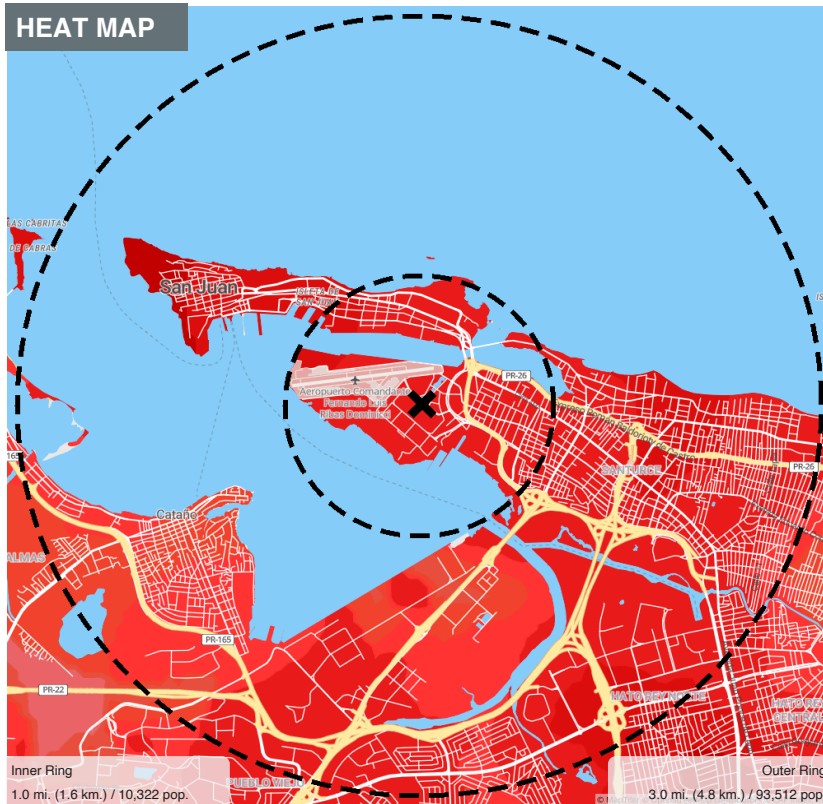
100

0

## SITE MAP



## HEAT MAP



Creation Date: February 14, 2024  
Database Year: 2023

CRIMECAST and CAP Index are registered trademarks of CAP Index, Inc. Please note terms and conditions as presented on <https://capindex.com/terms-conditions>. ©2024 CAP Index, Inc. All rights reserved.



# MAX-3 SITE MAP

**SITE NAME:** PR PREMIUM PLUS REPORT SAMPLE - PR CONVENTION CENTER - 2022

**ADDRESS:** 100 CONVENTION BLVD, SAN JUAN, PR 00907



## 2023 NATIONAL CRIME RISK SCORES

THIS SITE'S CAP INDEX® SCORE:

**940**

THE CRIME RISK AT THIS SITE IS 9.4  
TIMES THE NATIONAL AVERAGE OF 100.

### CRIMES AGAINST PERSONS 859

Homicide 744

Robbery 936

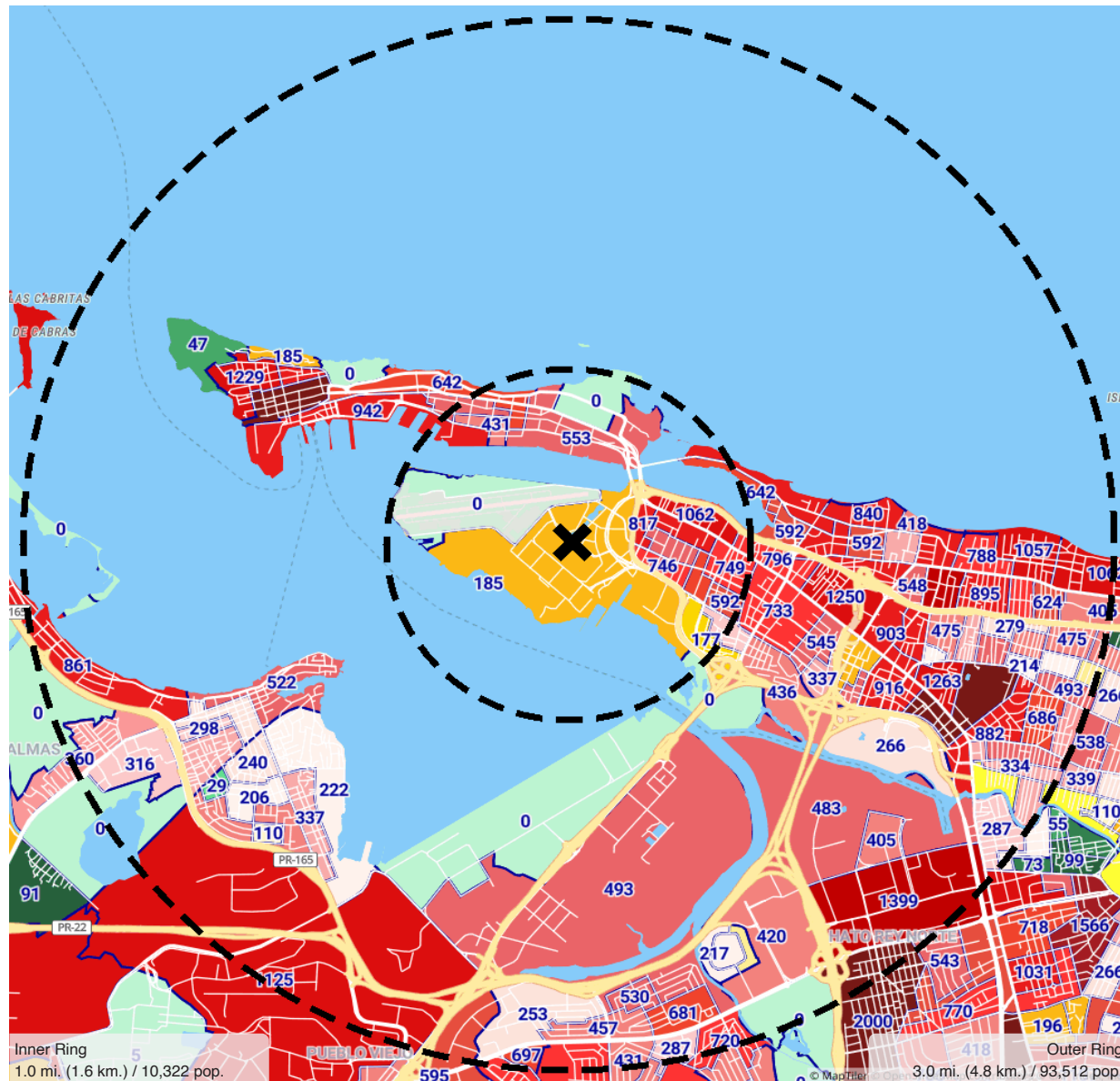
Aggravated Assault 622

### CRIMES AGAINST PROPERTY 801


Burglary 596

Larceny 879

Motor Vehicle Theft 1010



## CAP SCORE SCALE



Creation Date: February 14, 2024  
Database Year: 2023

CRIMECAST and CAP Index are registered trademarks of CAP Index, Inc. Please note terms and conditions as presented on <https://capindex.com/terms-conditions>. ©2024 CAP Index, Inc. All rights reserved.



# MAX-3 HEAT MAP

**SITE NAME:** PR PREMIUM PLUS REPORT SAMPLE - PR CONVENTION CENTER - 2022

**ADDRESS:** 100 CONVENTION BLVD, SAN JUAN, PR 00907



## 2023 NATIONAL CRIME RISK SCORES

THIS SITE'S CAP INDEX® SCORE:

**940**

THE CRIME RISK AT THIS SITE IS 9.4  
TIMES THE NATIONAL AVERAGE OF 100.

### CRIMES AGAINST PERSONS 859

Homicide 744

Robbery 936

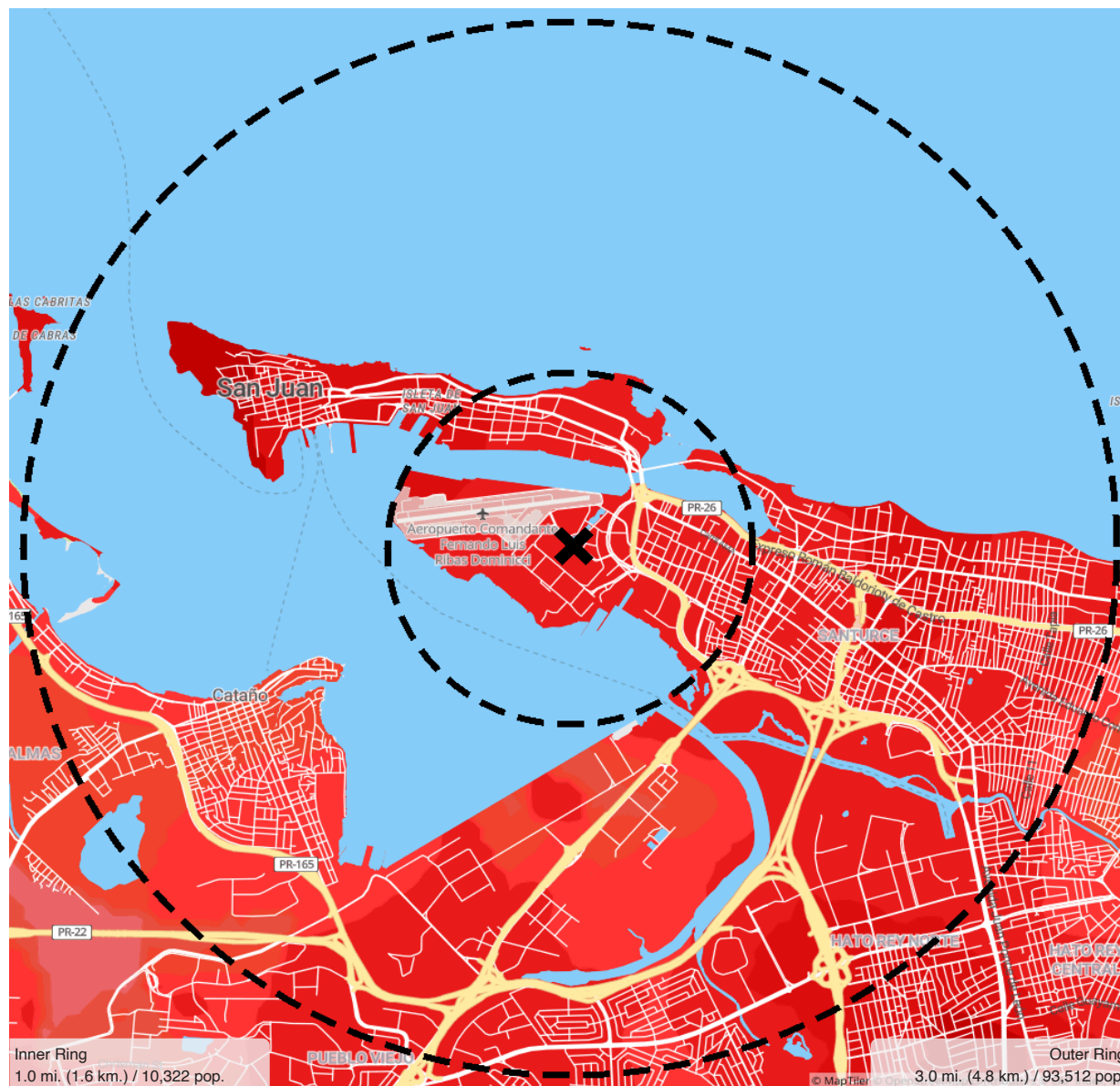
Aggravated Assault 622

### CRIMES AGAINST PROPERTY 801

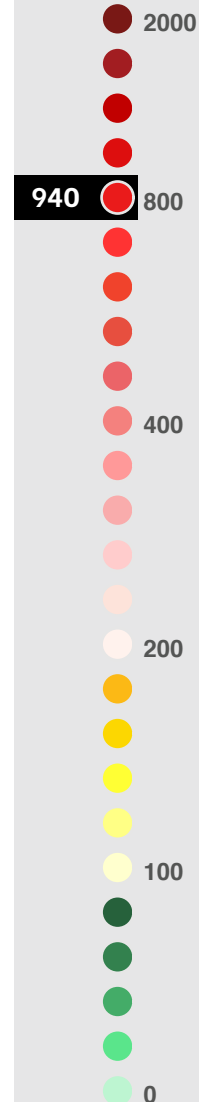
Burglary 596

Larceny 879

Motor Vehicle Theft 1010



## CAP SCORE SCALE



Creation Date: February 14, 2024  
Database Year: 2023

CRIMECAST and CAP Index are registered trademarks of CAP Index, Inc. Please note terms and conditions as presented on <https://capindex.com/terms-conditions>. ©2024 CAP Index, Inc. All rights reserved.

# MAX-3 SCORE SUMMARY

**SITE NAME:** PR PREMIUM PLUS REPORT SAMPLE - PR CONVENTION CENTER - 2022

**ADDRESS:** 100 CONVENTION BLVD, SAN JUAN, PR 00907



The Score Summary includes a total of 81 risk scores - 9 for each of 3 geographic levels and 3 time periods. The National Scores provide the site's risk relative to US averages. State Scores are in comparison to the averages for each of the 50 states, the Commonwealth of Puerto Rico, and the District of Columbia, broken down by crime category. County Scores compare the site to the country averages. Past, Current, Projected risk scores are provided to allow for trending.

GEOGRAPHIC LEVEL	UNITED STATES			PUERTO RICO			SAN JUAN MUNICIPIO		
CRIME RISK SCORES	PAST 2010	CURRENT 2023	PROJECTED 2028	PAST 2010	CURRENT 2023	PROJECTED 2028	PAST 2010	CURRENT 2023	PROJECTED 2028
<b>CAP Index® Score</b>	<b>1002</b>	<b>940</b>	<b>943</b>	<b>395</b>	<b>371</b>	<b>371</b>	<b>159</b>	<b>172</b>	<b>176</b>
<b>CRIMES AGAINST PERSONS</b>	<b>894</b>	<b>859</b>	<b>859</b>	<b>352</b>	<b>340</b>	<b>340</b>	<b>164</b>	<b>177</b>	<b>182</b>
Homicide	819	744	727	207	192	188	130	129	132
Robbery	1002	936	939	413	386	385	162	176	180
Aggravated Assault	639	622	622	256	253	253	188	198	205
<b>CRIMES AGAINST PROPERTY</b>	<b>844</b>	<b>801</b>	<b>795</b>	<b>308</b>	<b>292</b>	<b>290</b>	<b>187</b>	<b>193</b>	<b>198</b>
Burglary	667	596	556	244	217	203	200	202	199
Larceny	916	879	873	338	322	319	191	192	196
Motor Vehicle Theft	993	1010	1008	369	378	375	155	174	177



**Creation Date:** February 14, 2024  
**Database Year:** 2023

CRIMECAST and CAP Index are registered trademarks of CAP Index, Inc. Please note terms and conditions as presented on <https://capindex.com/terms-conditions>. ©2024 CAP Index, Inc. All rights reserved.

# MAX-6 SUMMARY PAGE

**SITE NAME:** PR PREMIUM PLUS REPORT SAMPLE - PR CONVENTION CENTER - 2022

**ADDRESS:** 100 CONVENTION BLVD, SAN JUAN, PR 00907



## 2023 NATIONAL CRIME RISK SCORES

THIS SITE'S CAP INDEX® SCORE:

# 1005

THE CRIME RISK AT THIS SITE IS 10.05  
TIMES THE NATIONAL AVERAGE OF 100.

CRIMES AGAINST PERSONS

923

CRIMES AGAINST PROPERTY

870

Homicide

885

Burglary

610

Robbery

997

Larceny

950

Aggravated Assault

729

Motor Vehicle Theft

1124

## CAP SCORE SCALE

2000

1005

800

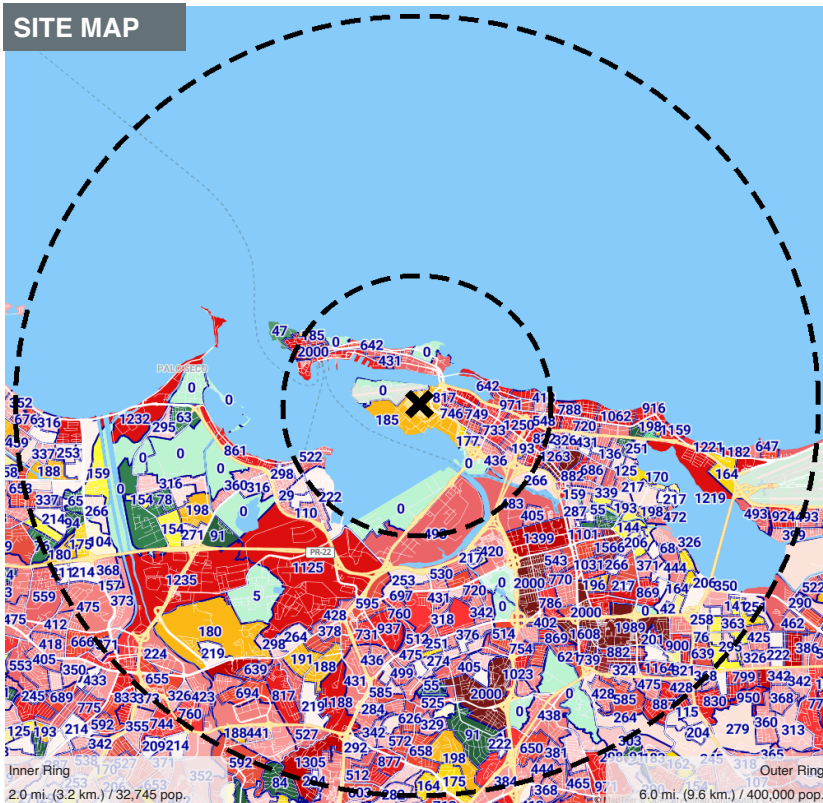
400

200

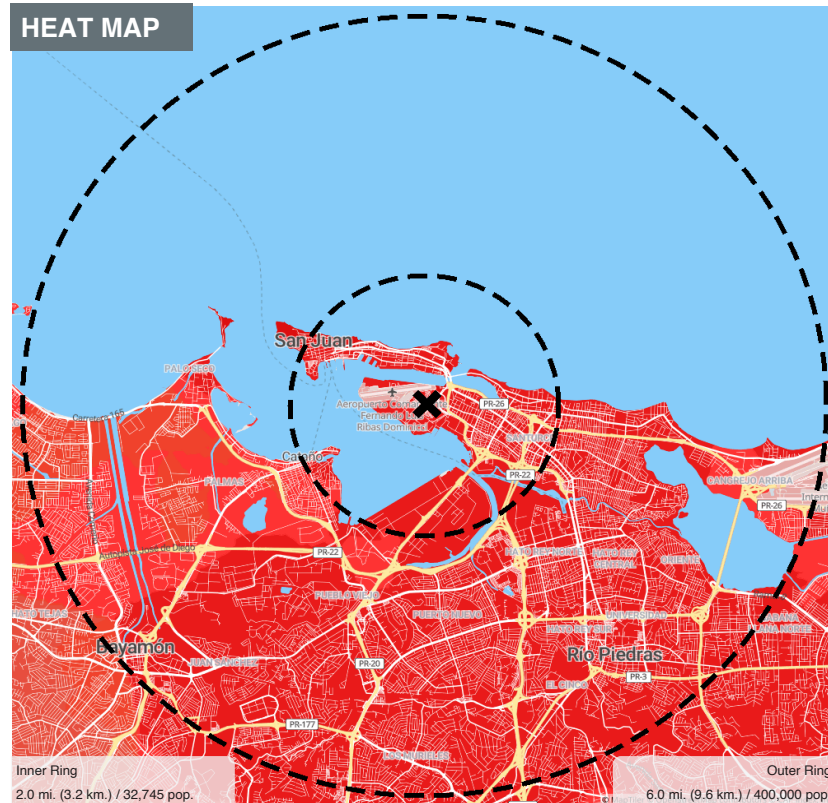
100

0

## SITE MAP



## HEAT MAP



Creation Date: February 14, 2024  
Database Year: 2023

CRIMECAST and CAP Index are registered trademarks of CAP Index, Inc. Please note terms and conditions as presented on <https://capindex.com/terms-conditions>. ©2024 CAP Index, Inc. All rights reserved.



# MAX-6 SITE MAP

**SITE NAME:** PR PREMIUM PLUS REPORT SAMPLE - PR CONVENTION CENTER - 2022

**ADDRESS:** 100 CONVENTION BLVD, SAN JUAN, PR 00907



## 2023 NATIONAL CRIME RISK SCORES

THIS SITE'S CAP INDEX® SCORE:

# 1005

THE CRIME RISK AT THIS SITE IS 10.05  
TIMES THE NATIONAL AVERAGE OF 100.

### CRIMES AGAINST PERSONS 923

Homicide 885

Robbery 997

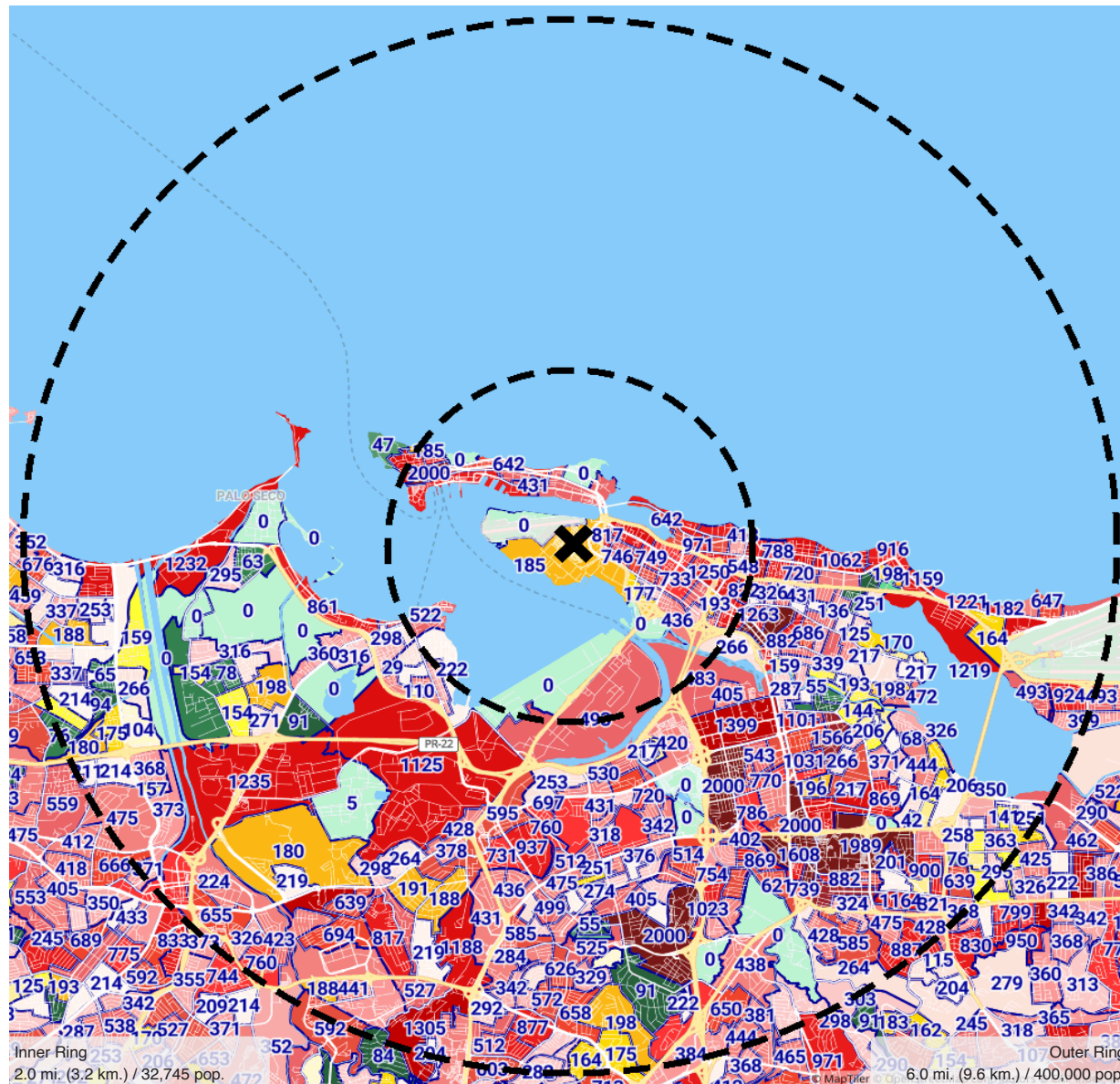
Aggravated Assault 729

### CRIMES AGAINST PROPERTY 870


Burglary 610

Larceny 950

Motor Vehicle Theft 1124



## CAP SCORE SCALE



Creation Date: February 14, 2024  
Database Year: 2023

CRIMECAST and CAP Index are registered trademarks of CAP Index, Inc. Please note terms and conditions as presented on <https://capindex.com/terms-conditions>. ©2024 CAP Index, Inc. All rights reserved.



# MAX-6 HEAT MAP

**SITE NAME:** PR PREMIUM PLUS REPORT SAMPLE - PR CONVENTION CENTER - 2022

**ADDRESS:** 100 CONVENTION BLVD, SAN JUAN, PR 00907



## 2023 NATIONAL CRIME RISK SCORES

THIS SITE'S CAP INDEX® SCORE:

# 1005

THE CRIME RISK AT THIS SITE IS 10.05  
TIMES THE NATIONAL AVERAGE OF 100.

### CRIMES AGAINST PERSONS 923

Homicide 885

Robbery 997

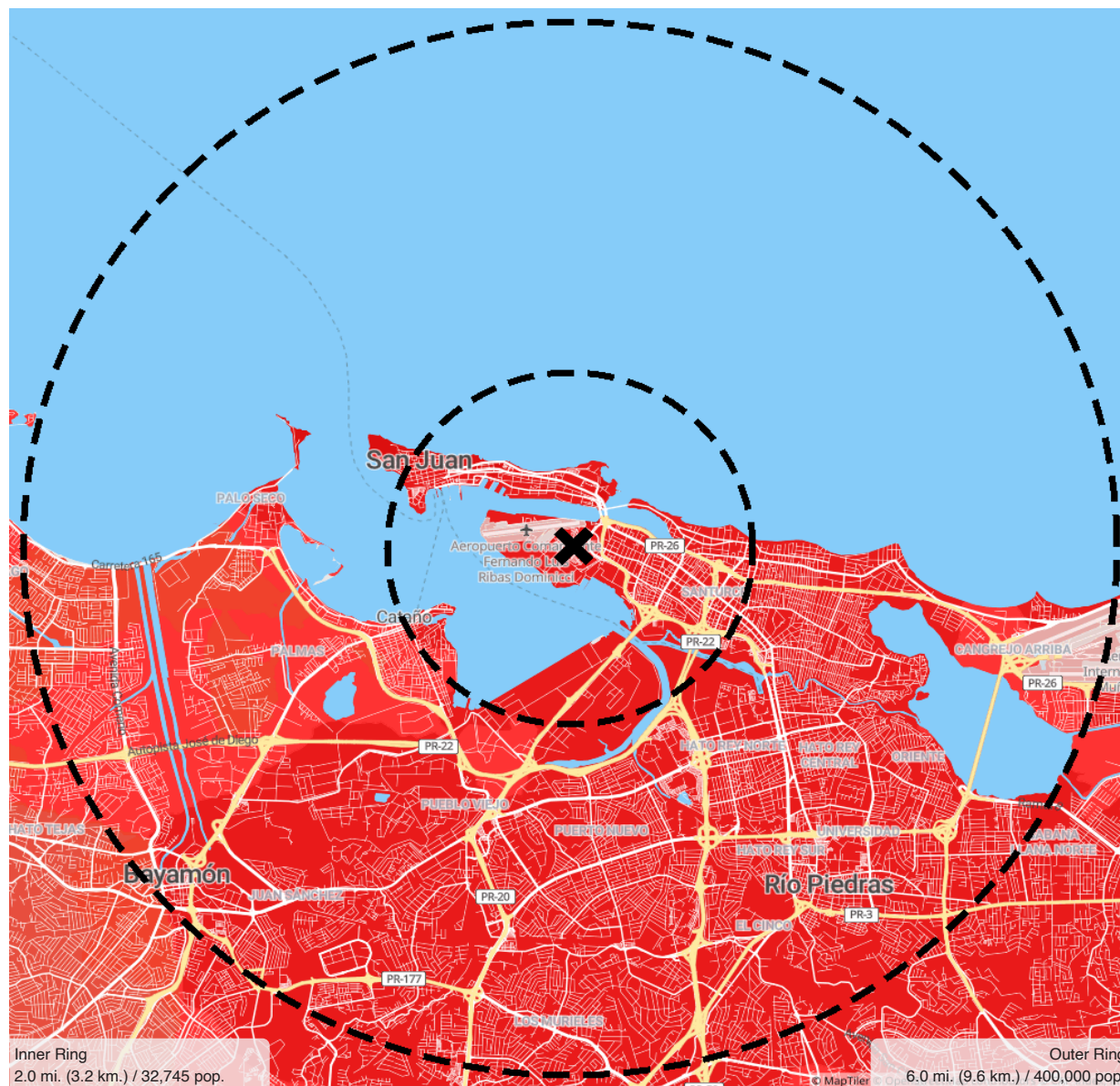
Aggravated Assault 729

### CRIMES AGAINST PROPERTY 870


Burglary 610

Larceny 950

Motor Vehicle Theft 1124



## CAP SCORE SCALE



**Creation Date:** February 14, 2024  
**Database Year:** 2023

CRIMECAST and CAP Index are registered trademarks of CAP Index, Inc. Please note terms and conditions as presented on <https://capindex.com/terms-conditions>. ©2024 CAP Index, Inc. All rights reserved.

# MAX-6 SCORE SUMMARY

**SITE NAME:** PR PREMIUM PLUS REPORT SAMPLE - PR CONVENTION CENTER - 2022

**ADDRESS:** 100 CONVENTION BLVD, SAN JUAN, PR 00907



The Score Summary includes a total of 81 risk scores - 9 for each of 3 geographic levels and 3 time periods. The National Scores provide the site's risk relative to US averages. State Scores are in comparison to the averages for each of the 50 states, the Commonwealth of Puerto Rico, and the District of Columbia, broken down by crime category. County Scores compare the site to the country averages. Past, Current, Projected risk scores are provided to allow for trending.

GEOGRAPHIC LEVEL	UNITED STATES			PUERTO RICO			SAN JUAN MUNICIPIO		
CRIME RISK SCORES	PAST 2010	CURRENT 2023	PROJECTED 2028	PAST 2010	CURRENT 2023	PROJECTED 2028	PAST 2010	CURRENT 2023	PROJECTED 2028
<b>CAP Index® Score</b>	<b>1051</b>	<b>1005</b>	<b>1007</b>	<b>414</b>	<b>397</b>	<b>396</b>	<b>166</b>	<b>184</b>	<b>188</b>
<b>CRIMES AGAINST PERSONS</b>	<b>943</b>	<b>923</b>	<b>923</b>	<b>371</b>	<b>366</b>	<b>365</b>	<b>173</b>	<b>190</b>	<b>195</b>
Homicide	912	885	868	230	228	224	145	153	157
Robbery	1049	997	1000	432	411	411	169	187	192
Aggravated Assault	727	729	725	291	296	295	214	232	239
<b>CRIMES AGAINST PROPERTY</b>	<b>875</b>	<b>870</b>	<b>863</b>	<b>319</b>	<b>317</b>	<b>315</b>	<b>194</b>	<b>210</b>	<b>215</b>
Burglary	671	610	570	245	222	208	201	207	204
Larceny	941	950	943	347	348	345	197	208	212
Motor Vehicle Theft	1047	1124	1122	389	420	418	164	193	197



**Creation Date:** February 14, 2024  
**Database Year:** 2023

CRIMECAST and CAP Index are registered trademarks of CAP Index, Inc. Please note terms and conditions as presented on <https://capindex.com/terms-conditions>. ©2024 CAP Index, Inc. All rights reserved.

# MAX-12 SUMMARY PAGE

**SITE NAME:** PR PREMIUM PLUS REPORT SAMPLE - PR CONVENTION CENTER - 2022

**ADDRESS:** 100 CONVENTION BLVD, SAN JUAN, PR 00907



## 2023 NATIONAL CRIME RISK SCORES

THIS SITE'S CAP INDEX® SCORE:

**877**

THE CRIME RISK AT THIS SITE IS 8.77  
TIMES THE NATIONAL AVERAGE OF 100.

CRIMES AGAINST PERSONS

839

CRIMES AGAINST PROPERTY

770

Homicide

926

Burglary

623

Robbery

864

Larceny

814

Aggravated Assault

724

Motor Vehicle Theft

911

## CAP SCORE SCALE

2000

877 800

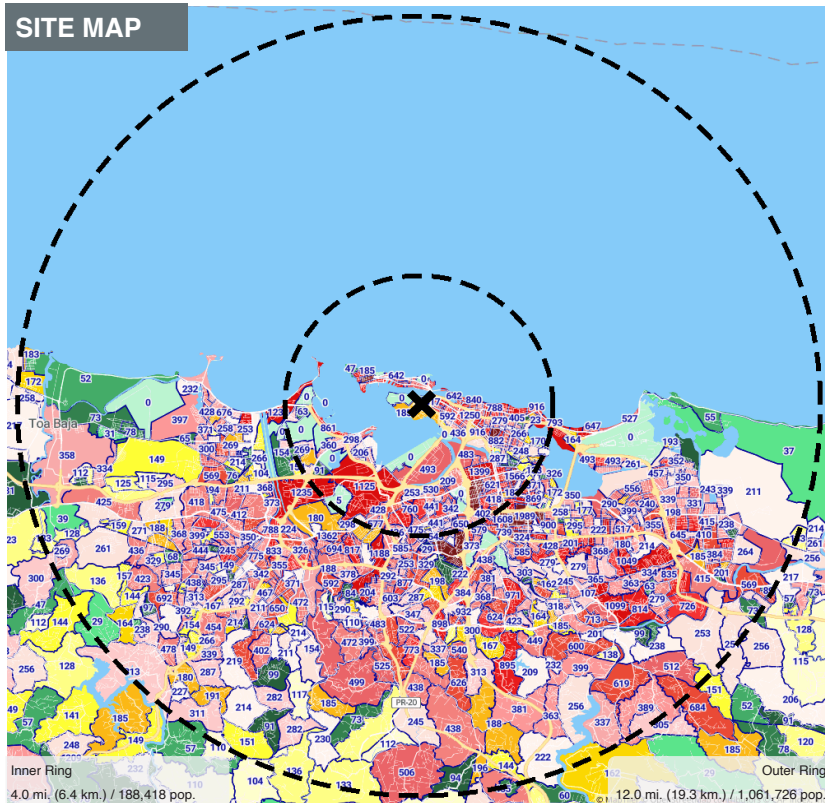
400

200

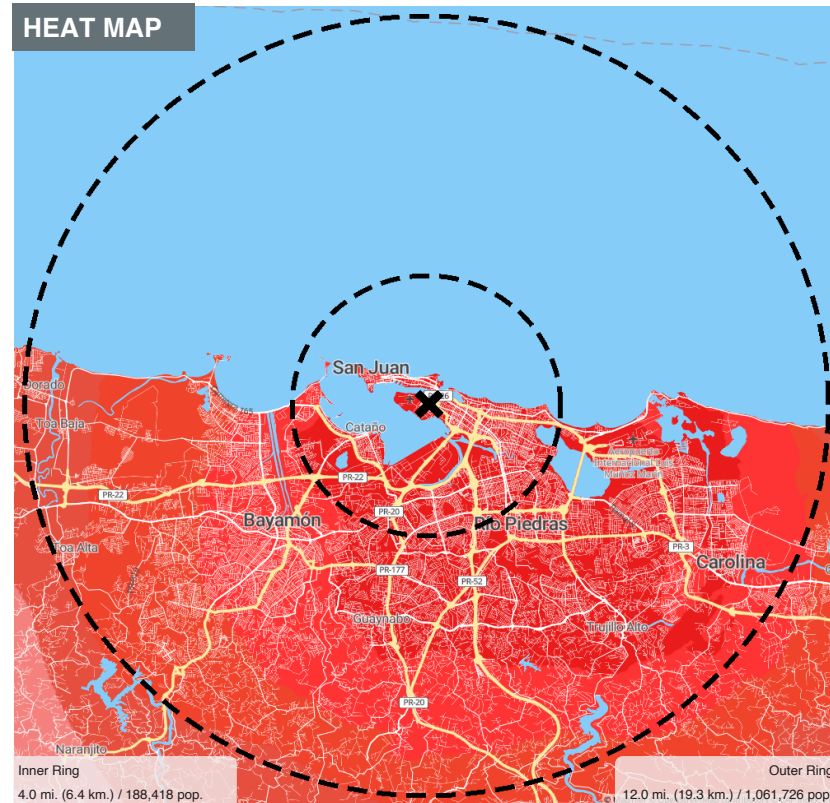
100

0

## SITE MAP



## HEAT MAP



Creation Date: February 14, 2024  
Database Year: 2023

CRIMECAST and CAP Index are registered trademarks of CAP Index, Inc. Please note terms and conditions as presented on <https://capindex.com/terms-conditions>. ©2024 CAP Index, Inc. All rights reserved.



# MAX-12 SITE MAP

**SITE NAME:** PR PREMIUM PLUS REPORT SAMPLE - PR CONVENTION CENTER - 2022

**ADDRESS:** 100 CONVENTION BLVD, SAN JUAN, PR 00907



## 2023 NATIONAL CRIME RISK SCORES

THIS SITE'S CAP INDEX® SCORE:

**877**

THE CRIME RISK AT THIS SITE IS 8.77  
TIMES THE NATIONAL AVERAGE OF 100.

### CRIMES AGAINST PERSONS 839

Homicide 926

Robbery 864

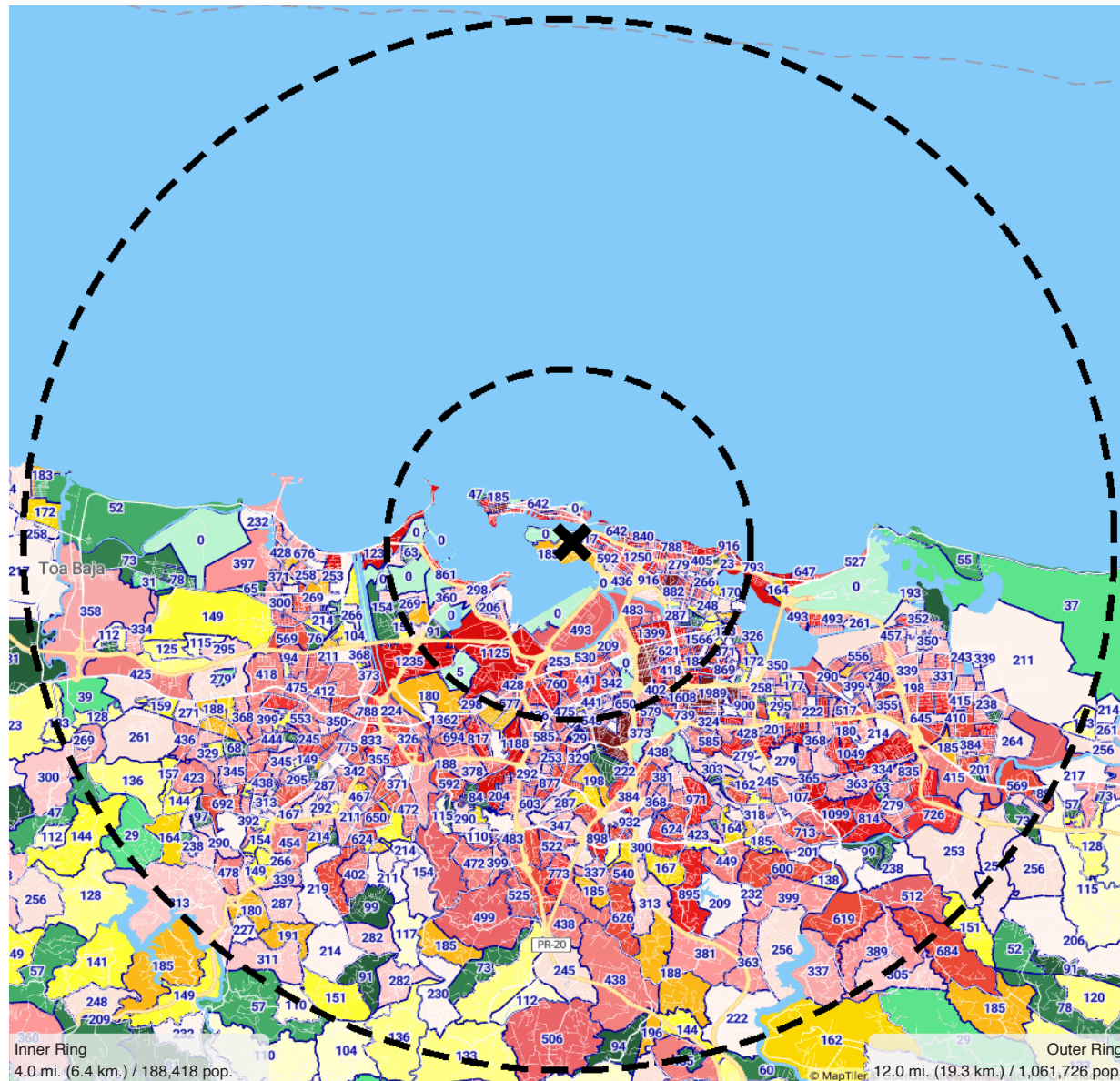
Aggravated Assault 724

### CRIMES AGAINST PROPERTY 770


Burglary 623

Larceny 814

Motor Vehicle Theft 911



## CAP SCORE SCALE



Creation Date: February 14, 2024  
Database Year: 2023

CRIMECAST and CAP Index are registered trademarks of CAP Index, Inc. Please note terms and conditions as presented on <https://capindex.com/terms-conditions>. ©2024 CAP Index, Inc. All rights reserved.



# MAX-12 HEAT MAP

**SITE NAME:** PR PREMIUM PLUS REPORT SAMPLE - PR CONVENTION CENTER - 2022

**ADDRESS:** 100 CONVENTION BLVD, SAN JUAN, PR 00907



## 2023 NATIONAL CRIME RISK SCORES

THIS SITE'S CAP INDEX® SCORE:

**877**

THE CRIME RISK AT THIS SITE IS 8.77  
TIMES THE NATIONAL AVERAGE OF 100.

### CRIMES AGAINST PERSONS 839

Homicide 926

Robbery 864

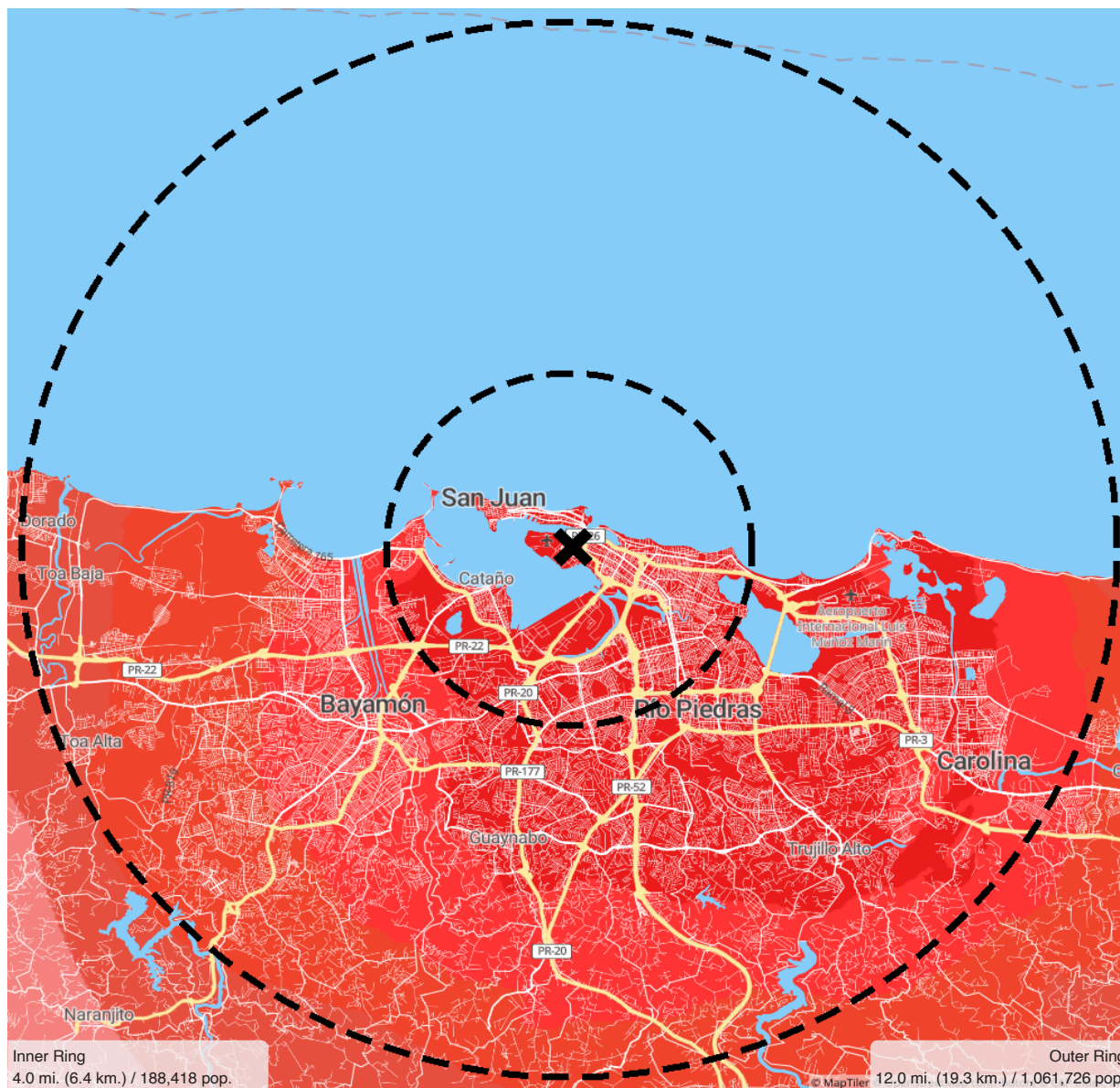
Aggravated Assault 724

### CRIMES AGAINST PROPERTY 770

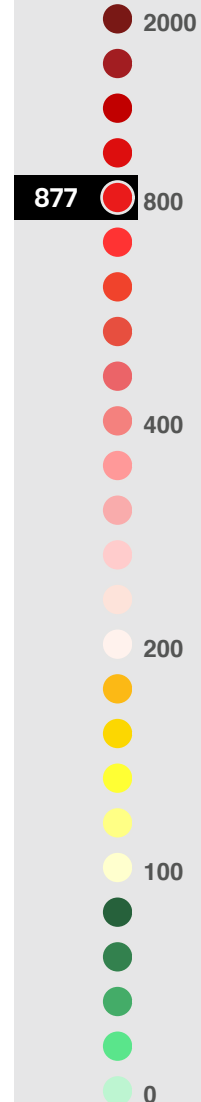
Burglary 623

Larceny 814

Motor Vehicle Theft 911



## CAP SCORE SCALE



Creation Date: February 14, 2024  
Database Year: 2023

CRIMECAST and CAP Index are registered trademarks of CAP Index, Inc. Please note terms and conditions as presented on <https://capindex.com/terms-conditions>. ©2024 CAP Index, Inc. All rights reserved.

# MAX-12 SCORE SUMMARY

**SITE NAME:** PR PREMIUM PLUS REPORT SAMPLE - PR CONVENTION CENTER - 2022

**ADDRESS:** 100 CONVENTION BLVD, SAN JUAN, PR 00907



The Score Summary includes a total of 81 risk scores - 9 for each of 3 geographic levels and 3 time periods. The National Scores provide the site's risk relative to US averages. State Scores are in comparison to the averages for each of the 50 states, the Commonwealth of Puerto Rico, and the District of Columbia, broken down by crime category. County Scores compare the site to the country averages. Past, Current, Projected risk scores are provided to allow for trending.

GEOGRAPHIC LEVEL	UNITED STATES			PUERTO RICO			SAN JUAN MUNICIPIO		
CRIME RISK SCORES	PAST 2010	CURRENT 2023	PROJECTED 2028	PAST 2010	CURRENT 2023	PROJECTED 2028	PAST 2010	CURRENT 2023	PROJECTED 2028
<b>CAP Index® Score</b>	<b>895</b>	<b>877</b>	<b>875</b>	<b>353</b>	<b>346</b>	<b>344</b>	<b>142</b>	<b>161</b>	<b>164</b>
<b>CRIMES AGAINST PERSONS</b>	<b>855</b>	<b>839</b>	<b>835</b>	<b>336</b>	<b>332</b>	<b>330</b>	<b>157</b>	<b>173</b>	<b>176</b>
Homicide	931	926	907	235	238	234	148	161	165
Robbery	885	864	863	365	356	354	143	162	165
Aggravated Assault	749	724	716	300	294	292	221	230	237
<b>CRIMES AGAINST PROPERTY</b>	<b>780</b>	<b>770</b>	<b>766</b>	<b>285</b>	<b>281</b>	<b>279</b>	<b>173</b>	<b>186</b>	<b>190</b>
Burglary	674	623	583	247	226	213	202	211	208
Larceny	813	814	811	300	298	297	170	178	182
Motor Vehicle Theft	910	911	909	338	341	338	142	157	160



**Creation Date:** February 14, 2024  
**Database Year:** 2023

CRIMECAST and CAP Index are registered trademarks of CAP Index, Inc. Please note terms and conditions as presented on <https://capindex.com/terms-conditions>. ©2024 CAP Index, Inc. All rights reserved.

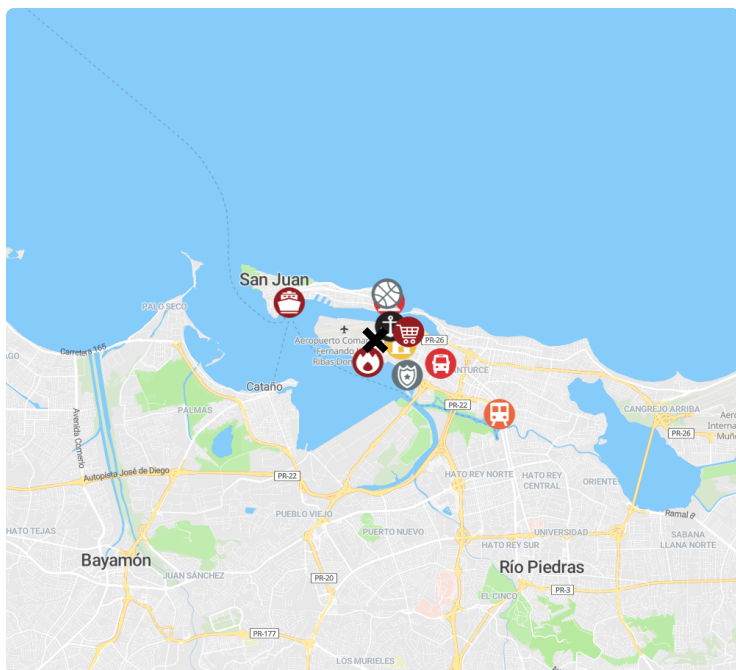
## POINT OF INTEREST (POI) DATA

**SITE NAME:** PR PREMIUM PLUS REPORT SAMPLE - PR CONVENTION CENTER - 2022

**ADDRESS:** 100 CONVENTION BLVD, SAN JUAN, PR 00907



This page helps to identify potential targets, threats, or other points of interest (POIs) in a site's vicinity and is based on information supplied by external data providers. This assessment focuses on select POI categories that fall within the general headings of infrastructure, transportation, and attractions.



X indicates the current site

TYPE	CLOSEST SITE	DISTANCE IN:	
		MI.	KM.
<b>Attractions</b>			
Marina	San Juan, PR 00901	0.4	0.6
Shopping	San Juan, PR 00907	0.6	1.0
Sports Complex	San Juan, PR 00901	0.8	1.3
<b>Infrastructure</b>			
Fire Station	San Juan, PR 00907	0.3	0.5
Court House	San Juan, PR 00901	0.7	1.1
Hospital	San Juan, PR 00907	0.5	0.8
Police Station	San Juan, PR 00907	0.8	1.3
<b>Transportation</b>			
Bus Station	San Juan, PR 00907	1.2	1.9
Ferry Terminal	San Juan, PR 00916	1.5	2.4
Train Station	San Juan, PR 00915	2.4	3.9

*This information is based on data supplied by external providers. Although these sources are considered highly reliable, CAP Index, Inc. is not able to vouch for their completeness or accuracy. Nevertheless, it must be assumed that this information is in fact complete and accurate.*



**Creation Date:** February 14, 2024  
**Database Year:** 2023

CRIMECAST and CAP Index are registered trademarks of CAP Index, Inc. Please note terms and conditions as presented on <https://capindex.com/terms-conditions>. ©2024 CAP Index, Inc. All rights reserved.

## ABOUT CRIMECAST SCORING

### THE CAP INDEX® SCORING SYSTEM

The CAP Index® Scoring System uses sophisticated forecasting techniques that combine demographic and business statistics with crime and loss data to calculate crime risk. The foundation of our forecasting approach is the “Social Disorganization Theory,” which asserts that higher degrees of social discord in a neighborhood tend to correlate with higher levels of crime.



### SCORING METHODOLOGIES

CAP Scores for a specific business application are generated using one of four CAP Index® Scoring Methodologies. These scoring methodologies account for the fact that perpetrators often travel varying distances to commit crimes (the “journey to crime”) depending on the target. The scoring methodologies also consider the nature and attractiveness of different types of targets for different types of crimes. Each methodology designates a progressively larger “sphere of influence” that is used to assess the risk of crime. Each sphere is defined by a maximum geographic radius or a population threshold. These spheres have different components that drive the overall crime risk score. The inner part of the sphere focuses on the nearest neighborhoods and receives the higher percentage of the weight. The outer part of the sphere considers more distant avenues of vulnerability and receives the remaining percentage of the weight.

Scoring Methodology	Outer Ring / Population for Assessment	Weight	Inner Ring / Population for Assessment	Weight
MAX-1	1 mile (1.6 km.) <b>or</b> 25,000 people	N/A	1 mile (1.6 km.) <b>or</b> 25,000 people	100%
MAX-3	3 miles (4.8 km.) <b>or</b> 100,000 people	20%	1 mile (1.6 km.) <b>or</b> 25,000 people	80%
MAX-6	6 miles (9.7 km.) <b>or</b> 400,000 people	20%	2 miles (3.2 km.) <b>or</b> 100,000 people	80%
MAX-12	12 miles (19.3 km.) <b>or</b> 1,600,000 people	33%	4 miles (6.4 km.) <b>or</b> 400,000 people	67%

### CAP SCORE SCALE

CAP Scores range from 0 to 2000, with 0 representing the lowest risk and 2000 the highest; 100 is average. A score of 600 is 6 times the National Average, and a score of 25 indicates a risk that is 1/4 of the National Average.





RELIED UPON  
BY OVER  
**80%**  
OF THE  
FORTUNE 100

## THE LEADERS IN CRIME RISK FORECASTING

*CAP Index empowers organizations to make better-informed decisions throughout the security planning and security management cycle. Whether you are opening a new location, planning security measures for your existing locations, or conducting services off-site, our validated crime risk intelligence will help you create impactful security solutions to protect your customers, employees, assets, and your bottom line.*



### CRIMECAST® DATA & REPORTS

Quantify and visualize your risk with our detailed, industry-leading, site-specific crime risk reports.



### RISK CONSULTING & ANALYTICS

Elevate your security program by having our team of consultants produce a crime risk scoring system tailored to your organization's needs.



### TECHNOLOGY, PLATFORMS & MODULES

Manage your security planning process and loss prevention program from one dashboard.

## HOW WE HELP: ASSESS YOUR RISK AND OUTSMART CRIME®



**Make your customers, employees,  
and assets safer**



**Optimize the return from your security  
investment**



**Reduce litigation and avoid adverse  
judgments**



**Reduce crime, loss, and claims**



**Ensure compliance with industry standards**



**Protect your brand**

800.227.7475 | 001.610.903.3000 | [capindex.com](https://capindex.com) | [askcap@capindex.com](mailto:askcap@capindex.com)