



GENERATED FOR: **CAP INDEX, INC.**

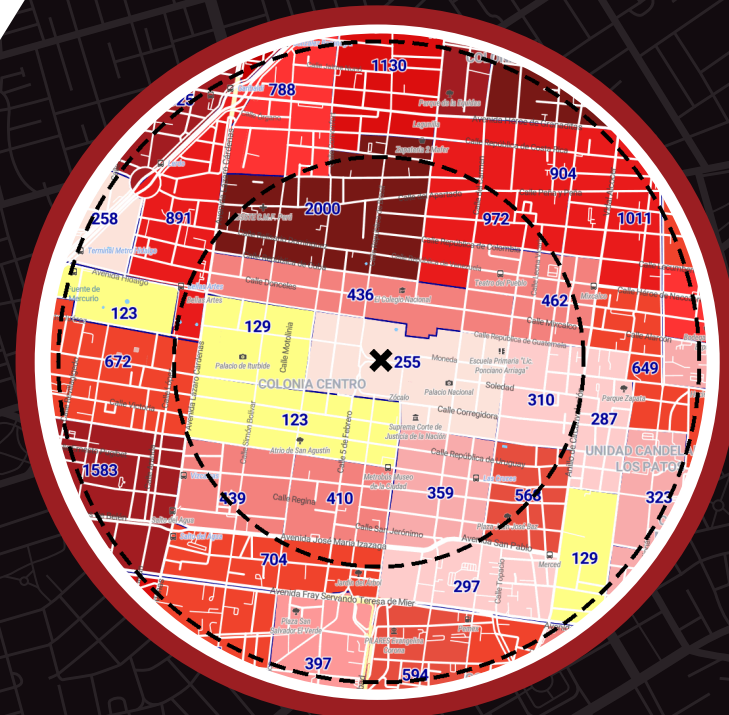
SITE NAME: **MEXICO SAMPLE BASIC REPORT FOR
NATIONAL PALACE**

ADDRESS: **PLAZA DE LA CONSTITUCIÓN S/N
CENTRO
06060 CIUDAD DE MÉXICO, CDMX**

CREATION DATE: **MARCH 06, 2024**

CRIMECAST® BASIC REPORT

CRIMECAST® Reports indicate the likelihood of crime and loss occurring at any address in the United States, Canada, Mexico, and the United Kingdom. Each report includes CAP Scores designating the risk of crime as well as a detailed map depicting those risks within a defined radius around each location.



2023 CAP INDEX® SCORE

MAX-3: 1187



REPORT COMPONENTS

SCORING METHODOLOGY

This area indicates the scoring methodology being used. Reference the Appendix page for an explanation of the various methodologies.

CAP SCORES

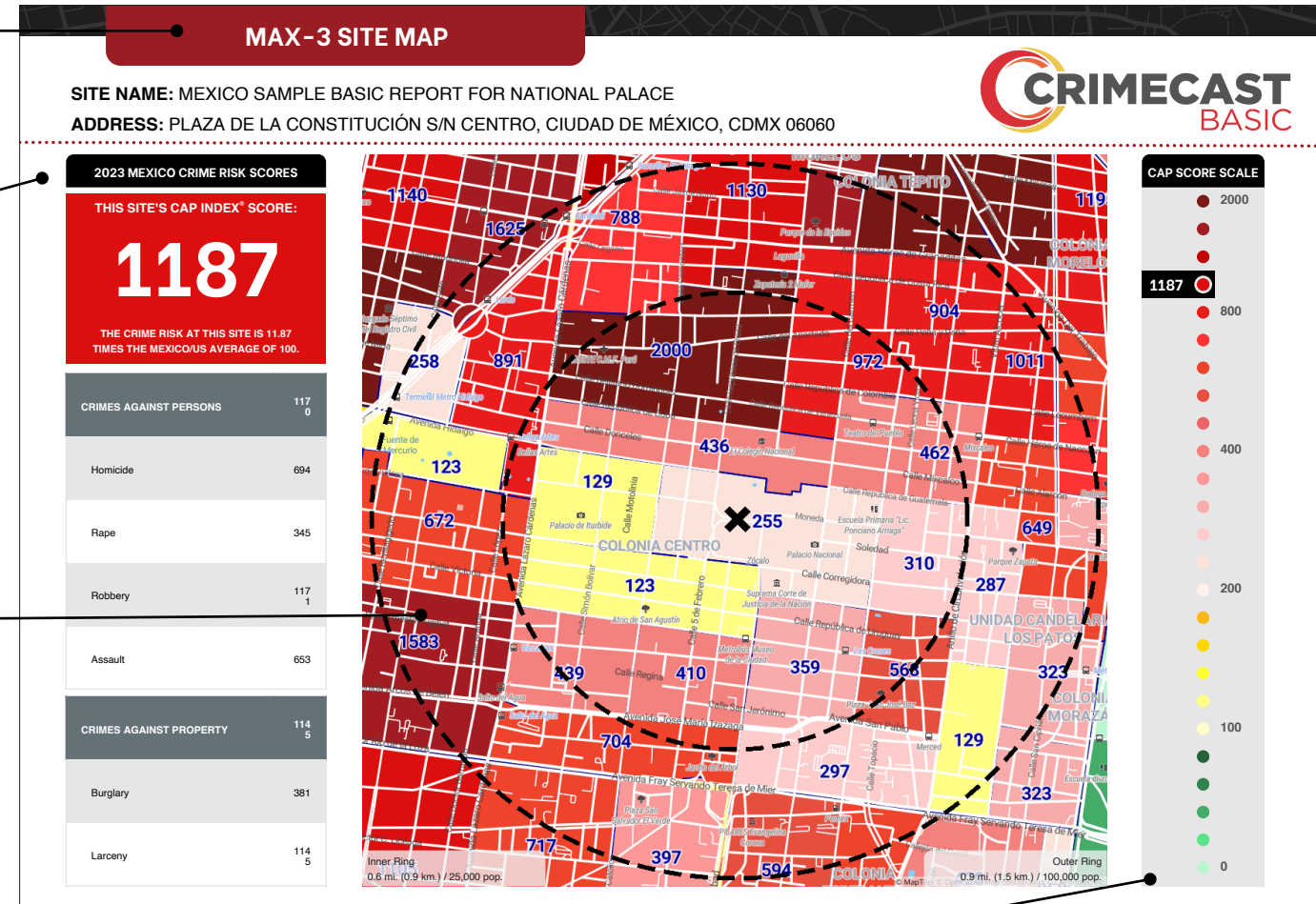
The **Mexico/US CAP Index® Score** indicates the overall risk of crime at the address.

The report also includes eight specific CAP Scores pertaining to **Crimes Against Persons** and **Crimes Against Property**, along with two **Supplemental Scores**.

CRIMECAST® MAP

INEGI defines over 132,000 Área Geoestadística Básica (AGEB) and equivalent units in Mexico. Each AGEB Equivalent typically contains thousands of residents with similar socioeconomic characteristics.

The **Site Map** shows the **AGEB-Equivalent Score** for each "neighborhood" surrounding a given location. The Site Map helps depict the potential origin of criminal activity occurring at the location.



CAP SCORE SCALE

CAP Scores range from 0 to 2000, with 0 representing the lowest risk and 2000 the highest; 100 is the Mexico/US average so that you can easily compare sites across the US and Mexico. A score of 600 is 6 times the Mexico/US Average, and a score of 25 indicates a risk that is 1/4 of the Mexico/US Average.

MAX-3 SITE MAP

SITE NAME: MEXICO SAMPLE BASIC REPORT FOR NATIONAL PALACE

ADDRESS: PLAZA DE LA CONSTITUCIÓN S/N CENTRO, CIUDAD DE MÉXICO, CDMX 06060



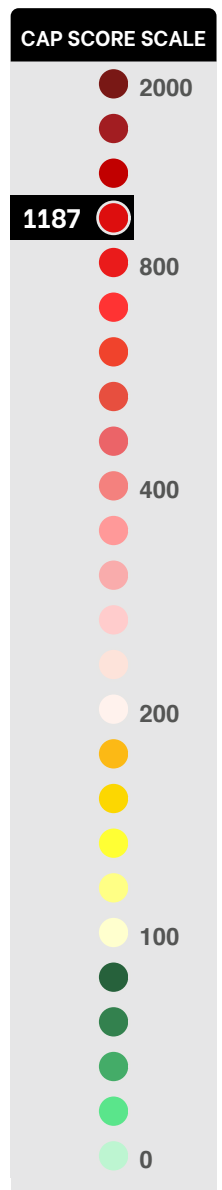
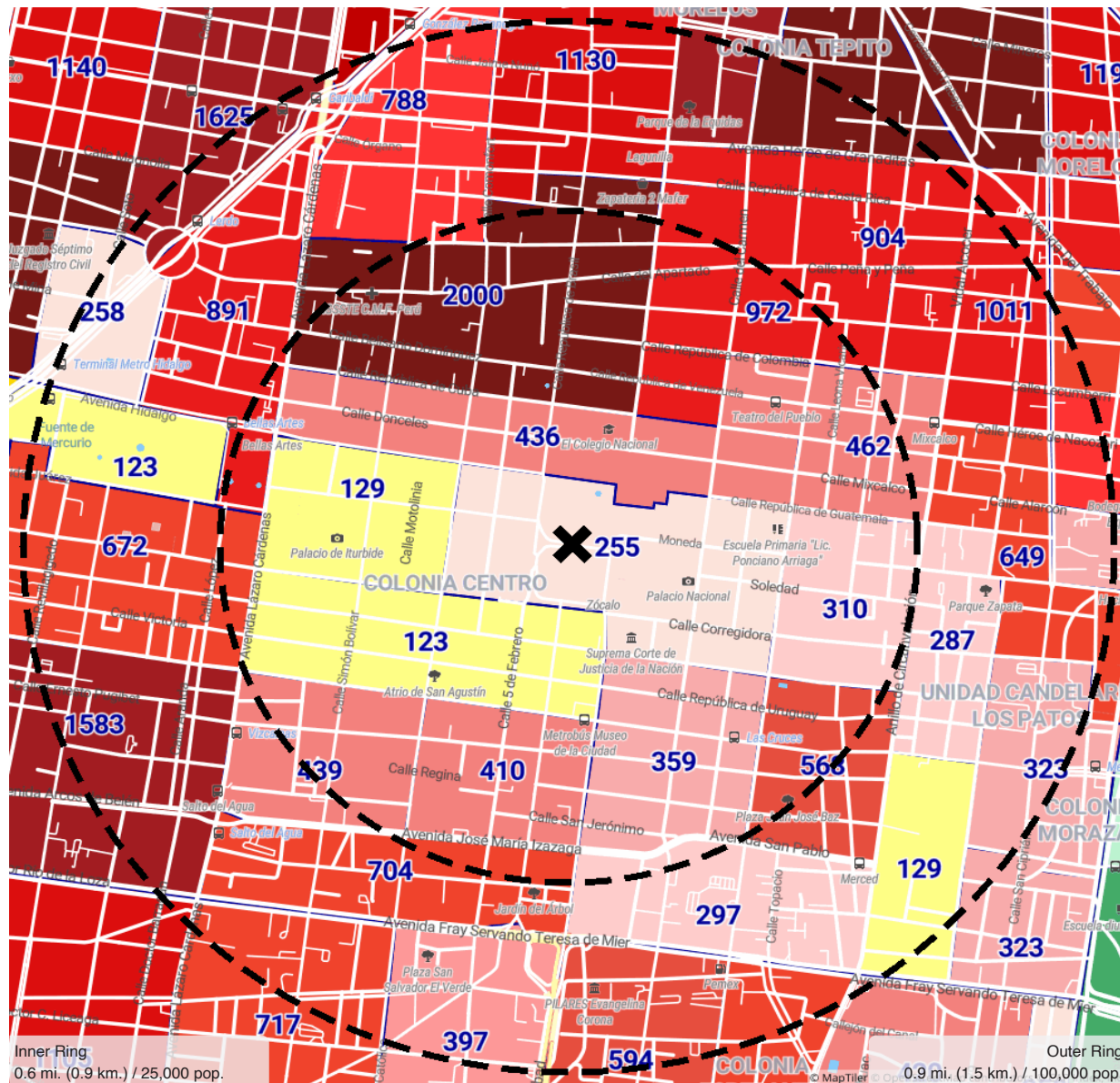
2023 MEXICO CRIME RISK SCORES

THIS SITE'S CAP INDEX® SCORE:

1187

**THE CRIME RISK AT THIS SITE IS 11.87
TIMES THE MEXICO/US AVERAGE OF 100.**

CRIMES AGAINST PERSONS	1170
Homicide	694
Rape	345
Robbery	1171
Assault	653
CRIMES AGAINST PROPERTY	1145
Burglary	381
Larceny	1145



Creation Date: March 06, 2024
Database Year: 2023

CRIMECAST and CAP Index are registered trademarks of CAP Index, Inc. Please note terms and conditions as presented on <https://capindex.com/terms-conditions>. ©2024 CAP Index, Inc. All rights reserved.

MAX-3 SCORE SUMMARY

SITE NAME: MEXICO SAMPLE BASIC REPORT FOR NATIONAL PALACE

ADDRESS: PLAZA DE LA CONSTITUCIÓN S/N CENTRO, CIUDAD DE MÉXICO, CDMX 06060



The Score Summary includes a total of 81 risk scores - 9 for each of 3 geographic levels and 3 time periods. The Mexico Scores provide the site's risk in comparison to the Mexico/US averages of 100 for each crime category, while the State Scores compare the site to the state averages and the Municipality Scores to the municipality averages. Past, Current, and Projected risk scores are provided to allow for trending.

GEOGRAPHIC LEVEL	MEXICO			CIUDAD DE MÉXICO			CUAUHTÉMOC		
CRIME RISK SCORES	PAST 2020	CURRENT 2023	PROJECTED 2028	PAST 2020	CURRENT 2023	PROJECTED 2028	PAST 2020	CURRENT 2023	PROJECTED 2028
CAP Index® Score	1186	1187	1180	232	231	236	114	113	115
CRIMES AGAINST PERSONS	1170	1170	1164	245	244	249	124	123	125
Homicide	690	694	683	140	141	141	131	132	132
Rape	345	345	342	118	118	119	108	108	109
Robbery	1170	1171	1164	244	243	248	119	117	119
Assault	654	653	639	189	189	190	129	128	128
CRIMES AGAINST PROPERTY	1145	1145	1141	196	195	197	92	91	92
Burglary	380	381	378	107	108	108	93	93	93
Larceny	1145	1145	1141	196	195	197	92	91	92



Creation Date: March 06, 2024
Database Year: 2023

CRIMECAST and CAP Index are registered trademarks of CAP Index, Inc. Please note terms and conditions as presented on <https://capindex.com/terms-conditions>. ©2024 CAP Index, Inc. All rights reserved.

ABOUT CRIMECAST SCORING

THE CAP INDEX® SCORING SYSTEM

The CAP Index® Scoring System uses sophisticated forecasting techniques that combine demographic and business statistics with crime and loss data to calculate crime risk. The foundation of our forecasting approach is the “Social Disorganization Theory,” which asserts that higher degrees of social discord in a neighborhood tend to correlate with higher levels of crime.



SCORING METHODOLOGIES

CAP Scores for a specific business application are generated using one of four CAP Index® Scoring Methodologies. These scoring methodologies account for the fact that perpetrators often travel varying distances to commit crimes (the “journey to crime”) depending on the target. The scoring methodologies also consider the nature and attractiveness of different types of targets for different types of crimes. Each methodology designates a progressively larger “sphere of influence” that is used to assess the risk of crime. Each sphere is defined by a maximum geographic radius or a population threshold. These spheres have different components that drive the overall crime risk score. The inner part of the sphere focuses on the nearest neighborhoods and receives the higher percentage of the weight. The outer part of the sphere considers more distant avenues of vulnerability and receives the remaining percentage of the weight.

Scoring Methodology	Outer Ring / Population for Assessment	Weight	Inner Ring / Population for Assessment	Weight
MAX-1	1 mile (1.6 km.) or 25,000 people	N/A	1 mile (1.6 km.) or 25,000 people	100%
MAX-3	3 miles (4.8 km.) or 100,000 people	20%	1 mile (1.6 km.) or 25,000 people	80%
MAX-6	6 miles (9.7 km.) or 400,000 people	20%	2 miles (3.2 km.) or 100,000 people	80%
MAX-12	12 miles (19.3 km.) or 1,600,000 people	33%	4 miles (6.4 km.) or 400,000 people	67%

CAP SCORE SCALE

CAP Scores range from 0 to 2000, with 0 representing the lowest risk and 2000 the highest; 100 is the Mexico/US average so that you can easily compare sites across the US and Mexico. A score of 600 is 6 times the Mexico/US Average, and a score of 25 indicates a risk that is 1/4 of the Mexico/US Average.



RELIED UPON
BY OVER
80%
OF THE
FORTUNE 100

THE LEADERS IN CRIME RISK FORECASTING

CAP Index empowers organizations to make better-informed decisions throughout the security planning and security management cycle. Whether you are opening a new location, planning security measures for your existing locations, or conducting services off-site, our validated crime risk intelligence will help you create impactful security solutions to protect your customers, employees, assets, and your bottom line.



CRIMECAST® DATA & REPORTS

Quantify and visualize your risk with our detailed, industry-leading, site-specific crime risk reports.



RISK CONSULTING & ANALYTICS

Elevate your security program by having our team of consultants produce a crime risk scoring system tailored to your organization's needs.



TECHNOLOGY, PLATFORMS & MODULES

Manage your security planning process and loss prevention program from one dashboard.

HOW WE HELP: ASSESS YOUR RISK AND OUTSMART CRIME®



**Make your customers, employees,
and assets safer**



**Optimize the return from your security
investment**



**Reduce litigation and avoid adverse
judgments**



Reduce crime, loss, and claims



Ensure compliance with industry standards



Protect your brand

800.227.7475 | 001.610.903.3000 | capindex.com | askcap@capindex.com